



Watertown City Council

Administration Building
149 Main Street
Watertown, MA 02472
Phone: 617-972-6470

ELECTED
OFFICIALS:

Mark S. Sideris,
Council President

Vincent J. Piccirilli,
Jr.,
Vice President &
District C Councilor

John M. Airasian,
Councilor At Large

Caroline Bays,
Councilor At Large

John G. Gannon,
Councilor At Large

Anthony Palomba,
Councilor At Large

Nicole Gardner,
District A Councilor

Lisa J. Feltner,
District B Councilor

Emily Izzo,
District D Councilor

Committee of the Budget and Fiscal Oversight **Meeting: Meetings of February 1, February 22, and March 4, 2024** **Report: March 12, 2024**

The purpose of these meetings was to review Watertown's FY2025-FY2029 Capital Improvement Program (CIP) dated January 23, 2024 as submitted by the City Manager to the City Council, and to make conceptual recommendations to the City Council. (see <https://portal.laserfiche.com/Portal/DocView.aspx?id=85760&repo=r-5ece5628>)

The Committee convened as on Thursday, February 1 at 6:00 pm in the Richard E. Mastrangelo Council Chambers, as a hybrid meeting with remote participation by zoom. Present were Vincent Piccirilli, Chair; Emily Izzo, Vice Chair and Nicole Gardner, Secretary. Staff present were City Manager George Proakis, City Auditor Megan Langan, Treasurer/Collector Melissa Morrissey, City Council Analyst Doug Newton, and Recreation Director Peter Centola. Also present was Councilor Caroline Bays. Present by zoom were staff Fire Chief Ryan Nicholson, DPW Director of Administration and Finance Michael Albano, and Councilor Anthony Palomba

Mr. Proakis began by reviewing his Fiscal Year 2025-2029 Capital Improvement Program memo. Highlights included:

- In this year's plan, the proposed capital expenditures will once again fall within the target range of 7.5%-8% of the General Fund budget, not including investments in the Building for the Future school initiative. In FY24, Watertown exceeded the target cap of 8% by 1.5% due to unusual circumstances.
- The proposed plan establishes a new line for a new Senior Center building.
- There is still a gap of \$2.1 million between our planned borrowing of \$150 million for the high school, and the projected total cost. Funds will need to be identified to cover this gap.
- For the first time, Watertown is receiving "Fair Share" funds from the Commonwealth, which must be used on Chapter 90 activities. In FY2024, this amount is \$309,948.

Mr. Proakis walked through all sections of the CIP, for Committee discussion, except Schools and DPW, which will be discussed at the next meeting.

Progress and reporting on disbursements of ARPA funds were raised. There was agreement to ask the Council for a referral on this matter to the Committee on the Budget and Fiscal Oversight at a future date.

The meeting adjourned at 7:42 pm.

The Committee reconvened on Wednesday, February 28, at 6:00 pm in the Louis P. Andrews Upper Conference Room, as a hybrid meeting with remote participation by zoom. Present were Mr. Piccirilli, Ms. Izzo and Ms. Gardner. Staff present were Mr. Proakis, Ms. Langan, Ms. Morrissey, Chief Financial Officer Ari Sky, School Superintendent Dede Galdston, Director of Public Buildings Denise Moroney, Utilities Assistant Superintendent Paul Plourde, Highway Supervisor Ed Baptista, and Mr. Albano. Also present were Councilors Caroline Bays and John Gannon, and residents David Stokes and Jeanne Trubek. Present by zoom was resident Lise Paul.

Ms. Langan distributed a revised spreadsheet for the FY2025-FY2029 General Fund CIP (Attachment A) which made some adjustments to the DPW items, as well as FY2025-FY2029 Water & Sewer Enterprise Fund CIP (Attachment B). Please note further updates were made to these in the March 4 meeting, and the attachments reflect the final versions.

The School Department went first. After an introduction from Dr. Galdston, Ms. Moroney gave a presentation on the School Department CIP requests (Attachment C). Two highlights:

1. The City will invest over \$10 million in Middle School renovations over the next 5 years.
2. The Superintendent and Manager acknowledged that there is a current gap of \$2.1 million between our planned borrowing of \$150 million for the high school and the projected total cost. This amount may vary based on potential additional MSBA funding. Whatever the final number, funds will need to be identified to cover this gap, since there are no plans to borrow more than \$150 million for the high school.

The Department of Public Works went next. After an introduction from Manager Proakis, Mr. Plourde, Mr. Baptista, and Mr. Albano gave a presentation on the proposed DPW CIP requests (Attachment D). Three highlights:

1. During a discussion of progress to electrify vehicles across all departments in support of the Climate and Energy plan, the lack of adequate charging stations for municipal vehicles was identified as a gating factor. The Administration will continue to work on a strategy to meet our goals.
2. The DPW discussed the importance of the new sewer pump as a critical issue and would like to purchase this in FY2025. The DPW and Finance team will review this and update the Water/Sewer CIP accordingly.
3. The question of how the \$309,948 “Fair Share” transportation funds will be spent, in this and subsequent years, was discussed. Annual Chapter 90 funds are split 50/50 between roads and sidewalks. For transparency this money will be allocated and reported on outside the 50/50 process. Watertown Faces Climate Change submitted written comments (Attachment E) urging that these funds be used to help Watertown meet its climate goals, and specifically not on infrastructure that prioritizes cars over transit, walkers, and bikes. Councilor Palomba submitted written support (Attachment F) for this recommendation. The Committee voted unanimously to ask the Council for a referral on this matter to the Public Works Committee.

The meeting adjourned at 8:03 pm.

The Committee reconvened on Monday, March 4 at 6:00 pm in the Richard E. Mastrangelo Council Chambers, as a hybrid meeting with remote participation by zoom. Present were Mr. Piccirilli, Ms. Izzo and Ms. Gardner. Staff present were Mr. Proakis, Ms. Langan, Mr. Sky, Ms. Morrissey, and Mr. Centola. Also present was Councilor Caroline Bays. Present by zoom were Mr. Nicholson and Mr. Albano, and Councilors Lisa Feltner and Anthony Palomba.

Mr. Piccirilli distributed a draft of recommendations to the Committee which included all prior discussions. The Committee reviewed and revised them and agreed on the final recommendations as follows:

1. Concur with the decision to put all parks and recreation capital projects in a separate Open Space Improvements category under Community Development, to align with the new departmental organizational structure that includes the new position of Open Space Planner.
2. Confirm canceling the prior recommendation to proceed with the FY17 proposed loan order for \$1,125,000 for improvements to the Casey Park baseball area, as this is now shown to be brought forward for a new loan order in FY29 for \$1,500,000.
3. Confirm canceling the prior recommendation to proceed with the FY17 loan order for \$5,000,000 for Victory Field Phase 2 (in accordance with the Final Report of the Ad Hoc Committee on Victory Field Phase 2 dated June 28, 2018 as approved by the City Council on August 14, 2018, with a final community meeting to review the 75% design) as this is now shown to be brought forward for a new loan order in FY26 for \$7,601,000.
4. Confirm the prior recommendation to proceed with the FY18 proposed loan order or transfer of funds for \$325,000 for the Community Path Design from Saltonstall Park to Taylor St, subject to the upcoming Watertown Square Study.
5. Confirm the prior recommendation to proceed with the FY20 proposed loan order for \$3,000,000 for the Community Path Construction from Linear Park to Taylor St, subject to the design process outlined in recommendation #4 above, for construction in 2024.
6. Confirm the prior recommendation to proceed with the FY22 proposed loan order or transfer of funds for Various School Improvements in the Middle School for \$2,765,000 consisting of:
 - Upgrade phone system @ 50,000
 - Remodel bathrooms (8) @ 210,000
 - New fire protection system @ 2,000,000
 - First and Second floor air-conditioning @ 505,000

Note: this was shown as \$3,080,000 in the CIP memo, but there was \$315,000 voted as a loan order on October 10, 2023.
7. Confirm the prior recommendation to proceed with the FY22 proposed loan order, now \$700,000, for Sullivan Playground Improvements to tot lot and walkways, subject to the condition that the Administration shall hold community meetings to develop a design proposal and have an informational presentation to the City Council, for construction in Summer 2026.
8. Confirm the prior recommendation to proceed with the FY22 \$375,000 proposed loan order for Victory Field Phase 3 Fieldhouse Design, subject to the condition that the Administration shall hold community meetings to develop a design proposal and have an informational presentation to the City Council, for construction in Summer 2026.

9. Confirm the prior recommendation to proceed with the FY23 \$205,000 proposed loan order for Administration Building Improvements, consisting of:
 - Design - Masonry & Metal Repairs by Door Entrances @ 40,000
 - Design - Replace HVAC AHU-1 above Council Chambers @ 120,000
 - Design – Roof Shingle Replacement/Roof Refurbishment @ 45,000

Note: previous Design – Lighting Fixtures & Accessibility Issues @ 60,000 is now shown to be brought forward for a new loan order in FY27.
10. Confirm the prior recommendation to proceed with the FY23 \$500,000 proposed loan order for Information Technology, consisting of:
 - Infrastructure Improvements @ 300,000
 - Permitting and Transparency Dashboards @ 100,000
 - Document Scanning @ 100,000
11. Confirm the prior recommendation to proceed with the FY23 \$325,000 proposed loan order for Library Improvements, consisting of:
 - Water Infiltration Repairs Children’s Room @ 125,000
 - Replace Boilers and Pumps @ 200,000
12. Confirm the prior recommendation to proceed with the FY23 \$2,230,000 proposed loan order for DPW Projects and Equipment, consisting of:
 - Roof Replacement @ 2,000,000
 - Cemetery Off Road Vehicle 4x4@ 30,000
 - Water Heater Replacement@ 200,000
13. Confirm the prior recommendation to proceed with the FY23 \$4,000,000 proposed loan order for Victory Field Phase 3 Fieldhouse Renovation, subject to the design process outlined in recommendation #8 above, for construction in Summer 2026.
14. Confirm the prior recommendation to proceed with the FY23 proposed loan order for \$500,000 for the How Park new playground equipment and resurfacing, subject to the condition the Administration shall hold community meetings to develop a design proposal and have an informational presentation to the City Council, for construction in Summer 2025.
15. Confirm the previous recommendation, in consideration of the ongoing Master Plan/Feasibility Study for the Phillips School/Senior Center site that any capital improvements to the Phillips School/Senior Center should be placed on hold.
16. Confirm the prior recommendation to proceed with the School Department’s FY23 proposed loan order for Improvements in the Middle School for \$1,340,000 consisting:
 - Design Courtyard & Exterior Grounds Landscape @ 120,000
 - Renovate Courtyard & Exterior Grounds Landscape @ 275,000
 - First floor HVAC @ 945,000

17. Confirm the prior recommendation to proceed with the School Department's FY24 proposed loan order for Various School Improvements for \$167,000 consisting of:
 - Middle School construction HVAC Basement @ 72,000
 - District security systems enhancements @ 95,000

18. For the High School MSBA Project: the loan order for the total project cost was amended to \$218,736,281 on October 24, 2023, with the MSBA Estimated Grant reimbursement of \$44,283,365. With the intent to cap the actual borrowing at \$150,000,000, additional funds have been identified, but there still remains a gap of \$2,100,000 shown as TBD in the CIP for FY25. Identify a source of funds to close this gap.

19. Confirm canceling the prior recommendation to proceed with the FY24 \$1,000,000 proposed loan order for demolition of the Former Police Station, as this is now shown to be brought forward for a new loan order in FY26.

20. Confirm the prior recommendation to proceed with the FY24 \$1,150,000 proposed loan orders for Administration Building Renovation Projects, consisting of:
 - Masonry & Metal Repairs by Door Entrances @ 500,000
 - Replace HVAC AHU-1 above Council Chambers @ 650,000

21. Confirm the prior recommendation to proceed with the FY24 \$1,275,000 proposed loan orders for Parker Annex Renovation Projects, consisting of:
 - Replace Main Electrical Service @ 100,000
 - Install Building Generator @ 300,000
 - Point/Repair Masonry Façade @ 125,000
 - Install Fire Suppression System @ 750,000

22. Confirm the prior recommendation to proceed with the FY24 \$1,138,432 proposed loan orders for Information Technology, consisting of:
 - Infrastructure Improvements @ 138,432
 - Permitting and Transparency Dashboards @ 150,000
 - Document Scanning @ 200,000
 - MUNIS System Enhancements @ 150,000
 - Parker Annex Technology @ 500,000

Note: Infrastructure Improvements was shown as \$300,000 in the CIP memo, is now \$138,432.

23. Confirm the prior recommendation to proceed with the FY24 \$310,000 proposed loan orders for the Fire Department, consisting of:
 - Main Station Interior Repairs @ 100,000
 - Main Station Emergency Generator Replacement @ 90,000
 - Station Alerting System @ 120,000

Note: previous East End Fire Station HVAC/Plumbing @ 126,000 and East End Fire Station Painting-Carpet-Lighting @ 121,000 is now shown to be brought forward for a new loan order in FY25.

24. Confirm the prior recommendation to proceed with the FY24 \$786,300 proposed loan order for Library Improvements, consisting of:
 - Design/Engineer Chiller & Roof Top Units @ 50,000
 - Design Heating System & Controls Replacement @120,000
 - Replace Chiller @ 200,000
 - Replace Roof Top Units/Compressors @ 416,300
25. Confirm the prior recommendation to proceed with the FY24 \$37,000 proposed loan order or transfer of funds for the Police Department, to Replace Access Control/Building Video System Servers.
26. Confirm the prior recommendation to proceed with the FY24 \$960,000 proposed loan orders for the DPW Department, consisting of:
 - Add EV Stations @ 90,000
 - Highway Rack Truck @ 150,000
 - Highway Crew Truck @ 180,000
 - Salter 6 Wheel Snow Fighter @ 300,000
 - Heavy Duty 4x4 Forklift @ 100,000
 - Tree Chipper @ 75,000
 - Parks & Forestry Utility Truck @ 65,000

Note: previous Solar Canopy DPW Parking Lot @ 1,250,000 is now shown to be brought forward for a new loan order in FY25 for \$650,000 and a new loan order in FY26 for \$2,000,000. Also previous Salt Shed Repair @ 400,000 is now shown to be brought forward for a new loan order in FY27.
27. Confirm the prior recommendation to proceed with the FY24 \$650,000 proposed loan order for Lowell Playground Equipment and Resurfacing, subject to the condition that the Administration shall hold community meetings to develop a design proposal and have an informational presentation to the City Council, for construction in Summer 2024.
28. Confirm canceling the prior recommendation to proceed with the FY24 \$171,000 proposed loan orders for Skating Rink, consisting of:
 - Electric Ice Resurfacing Machine @ 150,000 (is now shown to be brought forward for a new loan order in FY25 for \$160,000)
 - Electric Panel Upgrade @ 21,000 (is now shown to be brought forward for a new loan order in FY25 for \$25,000)
29. Confirm canceling the prior recommendation to proceed with the FY24 \$2,000,000 proposed loan order for Land Acquisition for Storage and Staging for the Mt. Auburn St Reconstruction project, as this is now shown to be brought forward for a new loan order in FY27.
30. Proceed with the FY24 \$2,625,000 proposed loan order for local road construction projects in the summer of 2024, in accordance with the Public Works Committee report approved by the City Council on December 12, 2023.

31. Confirm the prior recommendation to proceed with the FY24 \$2,100,000 proposed loan order for connector roads/longer street projects, in accordance with the Public Works Committee report approved by the City Council on December 13, 2022 for reconstruction of Forest and Springfield Streets in 2025.
32. Confirm the prior recommendation to proceed with the FY24 \$300,000 proposed loan order for Underground Ducts for Utilities.
33. Proceed with the FY25 \$140,000 proposed loan order for Administration Building Improvements, consisting of:
 - Upgrade Fire Alarm Systems @ 50,000
 - Upgrade Fire Protection System @ 90,000
34. Proceed with the FY25 \$2,341,000 proposed loan order for Parker Annex Renovation Projects, consisting of:
 - Point/Repair Exterior Masonry Facade @ 125,000
 - Second Floor Renovations @ 2,217,000
35. Proceed with the FY25 \$350,000 proposed loan order for Commander's Mansion Elevator.
36. Proceed with the FY25 \$960,000 proposed loan order for Bemis Park Playground equipment & surface, and spray park, subject to the condition that the Administration shall hold community meetings to develop a design proposal and have an informational presentation to the City Council, for construction in Summer 2025.
37. Proceed with the FY25 \$1,100,000 proposed loan order for Information Technology, consisting of:
 - Infrastructure Improvements @ 200,000
 - Permitting and Transparency Dashboards @ 150,000
 - Document Scanning @ 200,000
 - MUNIS Financial System Enhancements @ 100,000
 - Parker Annex Technology @ 200,000
 - Digital Equity and Broadband @ 250,000
38. Proceed with the FY25 \$1,762,800 proposed loan order for the Fire Department, consisting of:
 - East End Fire Station HVAC/Plumbing @ 126,000
 - East End Fire Station Painting-Carpet-Lighting @ 121,000
 - Main & North Stations Apparatus Doors @ 130,800
 - DOT Type III Emergency Ambulance @ 500,000
 - Engine Truck, replacement for 2011 Engine 1 @ 885,000
39. Proceed with the FY25 \$75,000 proposed loan order or transfer of funds for Library Retro Commissioning Study.

40. Proceed with the FY25 \$1,619,000 proposed loan order for the Police Department, consisting of:
 - In-Cruiser Video System @ 130,000
 - Replace Training Simulator Computer System @ 93,000
 - Body Worn Cameras @ 796,000
 - Firing Range HVAC Upgrade @ 600,000

41. Proceed with the FY25 \$1,157,000 proposed loan order for the Public Works Department, consisting of:
 - Roof replace/solar & Solar Canopy DPW parking lot @ 650,000
 - Add EV Stations @ 90,000
 - Highway Skid Steer @ 65,000
 - Snow & Ice Loader $\frac{3}{4}$ yard @ 107,000
 - Cemetery Off-road Utility Vehicles (2) @ 30,000
 - Cemetery Backhoe @ 140,000
 - Tree Chipper @ 75,000

42. Proceed with the School Department's FY25 capital appropriation request of \$1,255,000 for projects as shown in the CIP as follows:
 - \$240,000 for various items to be funded with tax revenues, consisting of:
 - i. Middle School classroom shades @ 15,000
 - ii. Middle School library furniture @ 60,000
 - iii. Middle School relocate nurses office, design @ 10,000
 - iv. District update food service equipment @ 30,000
 - v. District interior painting @125,000
 - A proposed loan order for Various School Improvements for \$1,015,000 consisting:
 - i. Middle School remodel 8 bathrooms @ 120,000
 - ii. Middle School roof refurbishing/replacement/solar @ 500,000
 - iii. Middle School design/replace Auditorium/Gym HVAC @ 200,000
 - iv. Middle School Main Office Conference Room @ 100,000
 - v. District security systems enhancements @ 95,000

43. Proceed with the FY25 \$225,000 proposed loan order for the Skating Rink, consisting of:
 - Electric Ice Resurfacing Machine @ 160,000
 - Electrical Panel Upgrade @ 25,000
 - Enclosure Soffits/outside walls @ 40,000

44. Add EV Refer to the Public Works Committee, for policy guidance, plans for the FY25 \$2,725,000 proposed loan order for local road construction projects in the summer of 2025), in accordance with Resolution 2013-76 *Watertown's Ongoing Capital Project Budget Guidelines*.

45. Proceed with the FY25 \$2,200,000 proposed loan order for connector roads/longer street projects, in accordance with the Public Works Committee report approved by the City Council on December 13, 2022 for reconstruction of Riverside Street in 2026.

46. Proceed with the FY25 \$500,000 proposed loan order for Mt Auburn Street Non-participatory funds.

47. Refer to the Public Works Committee, for policy guidance, plans for the FY24 \$309,948 Chapter 90 Fair Share Amendment Appropriation.
48. Concur with the revisions to align the operating budget, which already shows these dollar amounts, with the Tax Revenue lines in the CIP, by adding the following to the CIP for the DPW:
 - Line 141 Fleet Additional Equipment @ 25,000
 - Line 151 Highway Replacement of Equipment @ 37,500
 - Line 175 Cemetery Improvements @ 25,000
 - Line 185 Parks & Forestry Improvements @ 47,500
 - Line 186 Parks & Forestry Additional Equipment @ 15,000
 - Line 187 Parks & Forestry Replacement of Equipment @ 40,000

Water/Sewer Enterprise Fund CIP

49. Re-confirm the prior recommendation to proceed with the FY24 Water & Sewer Enterprise Funds proposed MWRA loan orders:
 - Sewer Inflow & Infiltration Local Financial Assistance Program for \$1,320,000 consisting of a \$990,000 grant and a 330,000 interest-free loan.
 - Local Water System Assistance Program \$500,000 interest-free loan to replace outdated unlined cast iron water mains.
50. Re-confirm the prior recommendation to proceed with the FY19 proposed Sewer Enterprise Fund loan order for \$270,000 for a Heavy-duty Crane.
51. Re-confirm the prior recommendation to proceed with FY24 \$1,370,000 Sewer Enterprise Fund proposed loan orders:
 - Sewer System Improvements @ 750,000
 - Sewer Vac @ 430,000
 - Swap Dump Truck @ 190,000
52. Proceed with the FY25 Water & Sewer Enterprise Funds proposed MWRA loan orders:
 - Sewer Inflow & Infiltration Local Financial Assistance Program (I&I) for \$1,320,000 consisting of a \$990,000 grant and a 330,000 interest-free loan.
 - Local Water System Assistance Program (LWSAP) \$500,000 interest-free loan to replace outdated unlined cast iron water mains.
 - Lead Loan Program (LLP) \$300,000 interest-free loan to replace lead service lines.
53. Proceed with the FY25 Sewer Enterprise Fund proposed loan order for \$1,070,000 consisting of:
 - Sewer system improvements @ 750,000
 - 35 GVW Service Truck @ 170,000
 - Sewer Pump/Trailer @ 150,000
54. Proceed with the FY25 Water Enterprise Fund proposed loan order for \$80,000 for Utility Truck.

Next, the Committee discussed the summary of total proposed capital spending for FY25, with the following numbers provided by Ms. Langan:

Three Elementary School Project & High School Project (related Permanent Debt Service)	16,233,750
High School Project (related Auth/Unissued Debt Service)	4,683,533
Total Building for the Future FY25 capital spending:	20,917,283
All other FY25 capital spending (Debt Service + Transfer to Capital Projects)	14,787,539
The total FY25 estimated capital spending:	35,704,822

FY25 revenue projection in the October 10, 2023 Preliminary Budget Overview:	202,900,905
Current FY25 Local Aid estimate increase (16,297,860 – 16,064,530)	233,330
Revised FY25 revenue projection:	203,134,235

Based on the revised FY25 revenue projection, the total proposed FY25 capital spending would be 17.58% of the operating budget, or 7.3% without the “Building for the Future” initiative.

Finally, Ms. Langan provided the General Fund Debt Financing (Attachment G), the Water & Sewer Enterprise Debt Financing (Attachment H) and the CIP FY25 to FY29 Cost Analysis which were used to calculate the total capital spending. (Attachment I).

- ➔ ***ACTION ITEM*** - Councilor Gardner made a motion, seconded by Councilor Izzo, to ask the City Council to adopt the above 54 conceptual recommendations. Voted 3-0
- ➔ ***ACTION ITEM***: Councilor Gardner made a motion, seconded by Councilor Izzo, to ask the City Council to recommend that the City Manager maintain the FY2025 capital spending so that it does not exceed 8% of the submitted FY2025 operating budget, in order to meet the City Council’s Budget Policy Guideline that the City should seek to make capital expenditures (including debt and exclusive of the school Building for the Future Initiative funding and enterprise funds) equal to at least 7.5-8% of the operating budget. Voted 3-0

The Committee adjourned at 7:06 pm.

This report was prepared by Nicole Gardner and edited by Vincent Piccirilli

Attachments:

- A. Revised FY2025-FY2029 General Fund CIP
- B. FY2025-FY2029 Water & Sewer Enterprise Fund CIP
- C. School Department CIP Presentation
- D. DPW CIP Presentation
- E. Watertown Faces Climate Change letter on Chapter 90 Fair Share funds
- F. Councilor Palomba email on Chapter 90 Fair Share funds
- G. General Fund Debt Financing
- H. Water & Sewer Enterprise Debt Financing
- I. CIP FY25 to FY29 Cost Analysis

	C	D	G	H	I	J	K	L	M	N	O	P
1		TOTALS	FY '25		FY '26		FY '27		FY '28		FY '29	
2	Administration Building											
3	Administration Building Improvements/Renovations	125.0	25.0	TR	25.0	TR	25.0	TR	25.0	TR	25.0	TR
4	Replace Carpets	90.0	45.0	TR	45.0	TR						
5	Paint Hallway/Offices	100.0	50.0	TR	50.0	TR						
6	Ligthing Fixtures & Accessibility Issues	637.0					60.0	BR	577.0	BR		
7	Roof Shingle Replacement/Roof Refurbishment	200.0			200.0	BR						
8	Replace Fan Coil Units & Air Handling Unit Ventilators	900.0					900.0	BR				
9	Upgrade Fire Alarm System Design/install	250.0	50.0	BR	200.0	BR						
10	Upgrade Fire Protection System Design/Install	590.0	90.0	BR	500.0	BR						
11	Upgrade Lighting/Electrical	300.0					300.0	BR				
12	Building Retocommissioning Study	75.0			75.0	BR						
13	Building Retocommissioning Upgrades	250.0					250.0	BR				
14	Elevator Upgrades	700.0									700.0	BR
15												
16	PARKER ANNEX											
17	Replace RTU Heating and Cooling	1,200.0					400.0	BR	400.0	BR	400.0	BR
18	Point/Repair Exterior Masonry Façade	125.0	125.0	BR								
19	Move of Departments	100.0	100.0	TR								
20	Interior Painting/Carpets	250.0	50.0	TR	50.0	TR	50.0	TR	50.0	TR	50.0	TR
21	Renovate Public Restrooms	200.0							100.0	BR	100.0	BR
22	Elevator Upgrades	550.0			550.0	BR						
23	Second Floor Renovations	2,217.0	2,217.0	BR								
24	Retrocommissioning Study	75.0			75.0	BR						
25	Retrocommissioning Upgrades	250.0					250.0	BR				
26	Parker Building PkgLot-Design/Const.	500.0			500.0	BR						
27												
28	MISC BUILDING PROJECTS											
29	Former Police Facility	1,000.0			1,000.0	BR						
30	Multi-Service Center Renovation	500.0	500.0	TBD								
31	Renovation/Reuse former North Branch	1,100.0	1,100.0	TBD								
32	ADMINISTRATION & PARKER SUBTOTAL	12,284.0	4,352.0		3,270.0		2,235.0		1,152.0		1,275.0	
33												
34												
35	COMMUNITY DEVELOPMENT											
36	Monument Restoration & Replacement	75.0	15.0	TR	15.0	TR	15.0	TR	15.0	TR	15.0	TR
37	Public Art	220.0	35.0	TR	40.0	TR	45.0	TR	50.0	TR	50.0	TR
38	Commander's Mansion	150.0	30.0	TR	30.0	TR	30.0	TR	30.0	TR	30.0	TR

FY 2025 - FY 2029
CIP General Fund

	C	D	G	H	I	J	K	L	M	N	O	P
1		TOTALS	FY '25		FY '26		FY '27		FY '28		FY '29	
39	Commander's Mansion Elevator	350.0	350.0	BE								
40	Watertown Sq Transporation Charges	10,000.0							5,000.0	TBD	5,000.0	TBD
41												
42	OPEN SPACE IMPROVEMENTS											
43	Saltonstall Park	2,500.0	2,500.0	TBD								
44	Walker Pond Design/Construction	2,750.0	250.0	TBD	2,500.0	TBD						
45	Lower Saltonstall Tot Lot & Equipment	350.0									350.0	BE
46	Tot Lot/Court Resurfacing as needed	500.0	100.0	TR	100.0	TR	100.0	TR	100.0	TR	100.0	TR
47	Bemis: Design, Plygrd Equip, new surf. & spray park	85.0	85.0	TR								
48	Bemis: Install Plygrd Equip, new surf. & spray park	960.0	960.0	BR								
49	Special Needs baseball/softball diamond	800.0							800.0	BR		
50	Filippello (Grove) Design, plygrnd equip and resurface	100.0			100.0	TR						
51	Filippello (Grove) Install plygrnd equip and resurface	750.0			750.0	BR						
54	Filippello (Arlington) Design, plygrnd equip & resurface	100.0					100.0	TR				
55	Filippello (Arlington) Install plygrnd equip & resurface	800.0					800.0	BR				
56	Moxley Park: Design: Field, Nets, Bleachers, Dugouts	250.0			250.0	BR						
57	Moxley Park: Install: Field, Nets, Bleachers, Dugouts	5,250.0							2,500.0	BR	2,750.0	BR
58	Victory Field Design Tot-Lot	200.0							100.0	TR	100.0	TR
59	Victory Field Install Tot-Lot	1,600.0							800.0	BR	800.0	BR
60	Victory Track, Field & CRT Reno - Phase 2	7,601.0			7,601.0	BR						
61	Casey Park	1,500.0									1,500.0	BR
62	Dog Park/Spray Pad Feasability Study	15.0	15.0	TR								
63	COMMUNITY DEVELOPMENT SUBTOTAL	36,906.0	4,340.0		11,386.0		1,090.0		9,395.0		10,695.0	
64												
65												
66	INFORMATION TECHNOLOGY											
67	Additional Equipment	70.0	12.0	TR	13.0	TR	14.0	TR	15.0	TR	16.0	TR
68	Replacement of Equipment	675.0	125.0	TR	130.0	TR	135.0	TR	140.0	TR	145.0	TR
69	IT Infrastructure Improvements	1,000.0	200.0	BE	200.0	BE	200.0	BE	200.0	BE	200.0	BE
70	Permitting and Transparency Dashboards	750.0	150.0	BE	150.0	BE	150.0	BE	150.0	BE	150.0	BE
71	Video Security and Access Control	1,000.0	200.0	TR	200.0	TR	200.0	TR	200.0	TR	200.0	TR
72	Fiber Loop Build-out and Cabling	750.0	150.0	TR	150.0	TR	150.0	TR	150.0	TR	150.0	TR
73	Document Scanning	1,000.0	200.0	BE	200.0	BE	200.0	BE	200.0	BE	200.0	BE
74	MUNIS Financial System Enhancements	500.0	100.0	BE	100.0	BE	100.0	BE	100.0	BE	100.0	BE
75	Hybrid Meeting Technology	250.0	50.0	TR	50.0	TR	50.0	TR	50.0	TR	50.0	TR
76	Parker Annex Technology	1,000.0	200.0	BR	200.0	BR	200.0	BR	200.0	BR	200.0	BR
77	Digital Equity and Broadband	1,250.0	250.0	BE	250.0	BE	250.0	BE	250.0	BE	250.0	BE

FY 2025 - FY 2029
CIP General Fund

	C	D	G	H	I	J	K	L	M	N	O	P
1		TOTALS	FY '25		FY '26		FY '27		FY '28		FY '29	
78	INFORMATION TECHNOLOGY SUBTOTAL	8,245.0	1,637.0		1,643.0		1,649.0		1,655.0		1,661.0	
79												
80												
81	FIRE DEPARTMENT											
82	ALS Ambulance Medical Equipment	200.0	40.0	TR	40.0	TR	40.0	TR	40.0	TR	40.0	TR
83	Chief's, & staff vehicles (3)	240.0	80.0	TR			80.0	TR			80.0	TR
84	Fire Building Improvements/Renovations	300.0	60.0	TR	60.0	TR	60.0	TR	60.0	TR	60.0	TR
85	Retro Commissioning Study/Repairs	200.0					75.0	TR	125.0	BR		
86	East End Fire Station HVAC/Plumbing	126.0	126.0	BR								
87	East End Fire Station Painting-Carpet-Lighting	121.0	121.0	BR								
88	Main Station Interior Repairs	100.0							100.0	BR		
89	Main & North Stations Apparatus Doors	130.8	130.8	BR								
90	DOT Type III Emergency Ambulance Vehicle	500.0	500.0	BE								
91	Engine Truck, replacement for 2011 Engine 1	885.0	885.0	BE								
92	Incident Command Vehicle (Deputy Chief)	100.0			100.0	TR						
93	Firefighters Protective Outer Gear	430.0			430.0	BE						
94	East End Station Replacement	12,000.0									12,000.0	TBD
95	Main Station HVAC Replacement	250.0					250.0	BE				
96	Engine Truck, replacement for 2013 Engine 3	1,250.0					1,250.0	BE				
97	Boat Replacement for 2000 Marine 1	50.0					50.0	TR				
98	Main Station Shop Air Compressor Replacement	20.0							20.0	TR		
99	Trailer Replacement for 1998 Special Rescue Trailer	15.0							15.0	TR		
100	Unmanned Aerial System Replacement	15.0							15.0	TR		
101	Replament 2 Cardiac Monitors	100.0									100.0	BE
102	Gear Extractors & Dryer (3 each)	110.0									110.0	BE
103	Scott AirPak Replacemenet	400.0									400.0	BE
104	FIRE DEPARTMENT SUBTOTAL	17,542.8	1,942.8		630.0		1,805.0		375.0		12,790.0	
105												
106	LIBRARY											
107	Retro Comissioning Study	75.0	75.0	BR								
108	Repair/Replace Roof	300.0			300.0	BR						
109	Feasability Study for Library Expansion	100.0			100.0	BR						
110	Painting	200.0	40.0	TR	40.0	TR	40.0	TR	40.0	TR	40.0	TR
111	Building Renovations/Replacement of Equip	305.0	61.0	TR	61.0	TR	61.0	TR	61.0	TR	61.0	TR
112	Deep Energy Retrofit	1,000.0					1,000.0	TBD				
113	LIBRARY DEPARTMENT SUBTOTAL	1,980.0	176.0		501.0		1,101.0		101.0		101.0	
114												

FY 2025 - FY 2029
CIP General Fund

	C	D	G	H	I	J	K	L	M	N	O	P
1		TOTALS	FY '25		FY '26		FY '27		FY '28		FY '29	
115	POLICE DEPARTMENT											
116	Police Cruisers (3 annually)	1,202.7	220.0	TR	231.0	TR	242.5	TR	254.6	TR	254.6	TR
117	Radio Infrastructure/specialized equipment	200.0	40.0	TR	40.0	TR	40.0	TR	40.0	TR	40.0	TR
118	Police Building Improvements/Renovations	150.0	30.0	TR	30.0	TR	30.0	TR	30.0	TR	30.0	TR
119	Retro Comissioning Study/Repairs	225.0							100.0	TR	125.0	BR
120	In Cruiser Video System	130.0	130.0	BE								
121	Replace Tactical Bullet Proof Vests	15.0			15.0	TR						
122	Replace Computer Aided Dispatch-Records Mgmt	994.0					994.0	BE				
123	Replace Training Simulator Computer System	93.0	93.0	BE								
124	Body Worn Cameras	796.0	796.0	BE								
125	Security Switch Replacement	48.1			48.1	BE						
126	Firing Range HVAC Upgrade	600.0	600.0	BR								
127	Fingerprint Machine	27.5					27.5	TR				
128	Mobile Data Terminal System Replacement	158.2									158.2	BE
129	POLICE SUBTOTAL	4,639.5	1,909.0		364.1		1,334.0		424.6		607.8	
130												
131	PUBLIC WORKS DEPARTMENT											
132	Administration											
134	Roof Replace/solar & Solar Canopy DPW Pkg Lot	2,650.0	650.0	BR	2,000.0	BR						
135	Add EV Stations	450.0	90.0	BR	90.0	BR	90.0	BR	90.0	BR	90.0	BR
136	Generator Replacement	200.0									200.0	BR
137	ADMINISTRATION SUBTOTAL	3,300.0	740.0		2,090.0		90.0		90.0		290.0	
138												
139	FLEET											
140	Inspectors' Vehicles	350.0	70.0	TR	70.0	TR	70.0	TR	70.0	TR	70.0	TR
141	Additional Equipment	125.0	25.0	TR	25.0	TR	25.0	TR	25.0	TR	25.0	TR
142	Rough Terrain Forklift	95.0			95.0	BE						
143	Supervisor Vehicle	50.0			50.0	BE						
144	Service Truck	90.0									90.0	BE
145	Animal Control Vehicle	75.0					75.0	BE				
146	Traffic Supervisor Pickup Truck	150.0							150.0	BE		
147	Fleet Pick-up Truck	75.0					75.0	BE				
148	CENTRAL MOTORS SUBTOTAL	1,010.0	95.0		240.0		245.0		245.0		185.0	
149												
150	Highway											
151	Replacement of Equipment	187.5	37.5	TR	37.5	TR	37.5	TR	37.5	TR	37.5	TR

FY 2025 - FY 2029
CIP General Fund

	C	D	G	H	I	J	K	L	M	N	O	P
1		TOTALS	FY '25		FY '26		FY '27		FY '28		FY '29	
152	Skid Steer	65.0	65.0	BE								
155	Heavy Duty Dump Truck	230.0					230.0	BE				
156	Electric Street Sweeper	600.0					600.0	BE				
157	Backhoe	150.0							150.0	BE		
158	Loader	325.0							325.0	BE		
159	Hot Box	300.0			300.0	BE						
160	Dump Truck with Sliding Sander & Plow	300.0									300.0	BE
161	6-Wheel Dump Truck	290.0							290.0	BE		
162	HIGHWAY SUBTOTAL	2,447.5	102.5	-	337.5	-	867.5	-	802.5	-	337.5	-
163												
164	Snow & Ice Removal											
165	Plows, Sanders, Salt control units/Replacement	400.0	80.0	TR	80.0	TR	80.0	TR	80.0	TR	80.0	TR
166	2-Salter 6 Wheelers	600.0									600.0	BE
167	4x4 Sander	620.0			320.0	BE					300.0	BE
168	Snow Fighter	340.0							340.0	BE		
169	Salt Shed Repair	400.0					400.0	BE				
170	Loader 3/4 Yard	107.0	107.0	BE								
171	Sidewalk Tractor	375.0					200.0	BE			175.0	BE
172	SNOW & ICE REMOVAL SUBTOTAL	2,842.0	187.0		400.0		680.0		420.0		1,155.0	
173												
174	Cemetery											
175	Improvements	125.0	25.0	TR	25.0	TR	25.0	TR	25.0	TR	25.0	TR
176	Off Road Utility Vehicle 4X4 (2)	30.0	30.0	BE								
177	Backhoe	140.0	140.0	BE								
178	Cemetery Expansion Feasibility Study	50.0							50.0	BR		
179	Dump Truck	90.0					90.0	BE				
180	Dump Truck	90.0									90.0	BE
181	Dump Truck 4X4	100.0			100.0	BE						
182	CEMETERY SUBTOTAL	625.0	195.0		125.0		115.0		75.0		115.0	
183												
184	Parks & Forestry											
185	Improvements	237.5	47.5	TR	47.5	TR	47.5	TR	47.5	TR	47.5	TR
186	Additional Equipment	75.0	15.0	TR	15.0	TR	15.0	TR	15.0	TR	15.0	TR
187	Replacement of Equipment	200.0	40.0	TR	40.0	TR	40.0	TR	40.0	TR	40.0	TR
188	Tree Chipper	75.0	75.0	BE								
189	Farm Tractor	80.0					80.0	BE				
190	Backhoe	140.0					140.0	BE				

FY 2025 - FY 2029
CIP General Fund

	C	D	G	H	I	J	K	L	M	N	O	P
1		TOTALS	FY '25		FY '26		FY '27		FY '28		FY '29	
191	4x4 Landscape Dump Truck	160.0					160.0	BE				
192	Rack Truck	150.0									150.0	BE
193	Chipper Body	200.0			200.0	BE						
194	Pickup Truck	150.0			75.0	BE					75.0	BE
195	Irrigation intallation & improvements	300.0					100.0	BR	100.0	BR	100.0	BR
196	PARKS & FORESTRY SUBTOTAL	1,767.5	177.5		377.5		582.5		202.5		427.5	
197												
198	Traffic Control											
199	Replacement of Equipment	125.0	25.0	TR	25.0	TR	25.0	TR	25.0	TR	25.0	TR
200	TRAFFIC CONTROL SUBTOTAL	125.0	25.0		25.0		25.0		25.0		25.0	
201												
202												
203	TOTAL DPW - TBD	0.0	0.0	TBD	0.0	TBD	0.0	TBD	0.0	TBD	0.0	TBD
204	TOTAL DPW - TR	1,825.0	365.0	TR	365.0	TR	365.0	TR	365.0	TR	365.0	TR
205	TOTAL DPW - BE	6,642.0	417.0	BE	1,140.0	BE	2,050.0	BE	1,255.0	BE	1,780.0	BE
206	TOTAL DPW - BR	3,650.0	740.0	BR	2,090.0	BR	190.0	BR	240.0	BR	390.0	BR
207	PUBLIC WORKS SUBTOTAL	12,117.0	1,522.0		3,595.0		2,605.0		1,860.0		2,535.0	
208		12,117.0										
209												
210	RECREATION & PARKS											
211	AEDs in Rec Facilities	200.0			50.0	BE	50.0	BE	50.0	BE	50.0	BE
212												
213	RECREATION & PARKS SUBTOTAL	200.0	0.0		50.0		50.0		50.0		50.0	
214												
215	SCHOOL DEPARTMENT											
216	CUNNIFF SCHOOL											
217	Cell Communication Enhancement	35.0					35.0	TR				
218	Total for Cunniff	35.0	0.0		0.0		35.0		0.0		0.0	
219												
220	HOSMER SCHOOL											
221	Cell Communication Enhancement	35.0					35.0	TR				
222	Total for Hosmer	35.0	0.0		0.0		35.0		0.0		0.0	
223												
224	LOWELL SCHOOL											
225	Cell Communication Enhancement (IT)	35.0					35.0	TR				
226	Total for Lowell	35.0	0.0		0.0		35.0		0.0		0.0	
227												

FY 2025 - FY 2029
CIP General Fund

	C	D	G	H	I	J	K	L	M	N	O	P
1		TOTALS	FY '25		FY '26		FY '27		FY '28		FY '29	
228	WATERTOWN MIDDLE SCHOOL											
229	Remodel Bathrooms (8 baths)	120.0	120.0	BR								
230	Classroom Shades	75.0	15.0	TR	15.0	TR	15.0	TR	15.0	TR	15.0	TR
231	Roofing Refurbishing/Replacement/Solar	4,000.0	500.0	BR	3,500.0	BR						
232	Library Furniture	60.0	60.0	TR								
233	HVAC (VRF) Basement & First Floor	1,500.0			1,500.0	STBD						
234	Carpeting Damage (Various Areas)	40.0					40.0	TR				
235	Design/Replace Auditorium/Gym HVAC Units	1,200.0	200.0	BR	1,000.0	BR						
236	Security Vestibule	800.0					100.0	BR	700.0	BR		
237	Relocate Nurses Office	110.0	10.0	TR	100.0	BR						
238	Main Office Conference Room	100.0	100.0	BR								
239	Building Envelope Repairs/Masonry Pointing	250.0					250.0	BR				
240	Resurfacing Parking Lots/EV Chargers	500.0					500.0	BR				
241	Design/Modernize/Replace Elevators	1,200.0									1,200.0	BR
242	Portable Wall Dividers	25.0			25.0	TR						
243	Soundproofing the Cafeteria	150.0					150.0	BR				
244	Sound proofing the band room	200.0							200.0	BR		
245	Total for Middle School	10,330.0	1,005.0		6,140.0		1,055.0		915.0		1,215.0	
246												
247	WATERTOWN HIGH SCHOOL											
249	Total for High School	0.0	0.0		0.0		0.0		0.0		0.0	
250												
251												
252	PHILLIPS SCHOOL											
253	Freight Farm	149.0	149.0	STBD								
254	Bathroom Fixture Upgrades	240.0	60.0	STBD	60.0	STBD	60.0	STBD	60.0	STBD		
255	Window Damages/Replacements	700.0	100.0	STBD	600.0	STBD						
256	Fire Alarm Upgrades	200.0	200.0	STBD								
257	Design and Install New Generator	300.0	300.0	STBD								
258	Design/Modernize/Replace Elevator	650.0			650.0	STBD						
259	ReKey Doors	30.0	30.0	STBD								
260	Redesign/Renovate Gym	0.0										
261	Roof Repairs/Replacement/Solar	2,650.0					75.0	STBD	75.0	STBD	2,500.0	STBD
262	Design/Deep Energy Retrofit Heat Pumps	700.0							100.0	STBD	600.0	STBD
263	Total for Phillips School	5,619.0	839.0		1,310.0		135.0		235.0		3,100.0	
264												
265												

FY 2025 - FY 2029
CIP General Fund

	C	D	G	H	I	J	K	L	M	N	O	P
1		TOTALS	FY '25		FY '26		FY '27		FY '28		FY '29	
266	DISTRICT											
267	Update Food Service Equipment	150.0	30.0	TR	30.0	TR	30.0	TR	30.0	TR	30.0	TR
268	Security System Enhancements	475.0	95.0	BR	95.0	BR	95.0	BR	95.0	BR	95.0	BR
269	School Technology	500.0	100.0	SA	100.0	SA	100.0	SA	100.0	SA	100.0	SA
270	Refrigerated Food Service Van	75.0					75.0	STBD				
271	Interior Painting	625.0	125.0	TR	125.0	TR	125.0	TR	125.0	TR	125.0	TR
272	Total for District	1,825.0	350.0		350.0		425.0		350.0		350.0	
273												
274	NEW HIGH SCHOOL PROJECT											
275	High School & Related Costs (Town)	2,100.0	2,100.0	STBD								
276	TOTAL RENOV./RECONSTR.	2,100.0	2,100.0		0.0		0.0		0.0		0.0	
277												
278	SCHOOL DEPARTMENT TOTALS											
279	Total School Technology - SA	500.0	100.0	SA	100.0	SA	100.0	SA	100.0	SA	100.0	SA
280	Total Various School Improvements - TR	1,090.0	240.0	TR	195.0	TR	315.0	TR	170.0	TR	170.0	TR
281	Total Various School Improvements- STBD	9,294.0	2,939.0	STBD	2,810.0	STBD	210.0	STBD	235.0	STBD	3,100.0	STBD
282	Total Various School Improvements - MSBA	0.0	0.0	MSBA	0.0	MSBA	0.0	MSBA	0.0	MSBA	0.0	MSBA
283	Total Various School Improvements - DE	0.0	0.0	DE	0.0	DE	0.0	DE	0.0	DE	0.0	DE
284	Total Various School Improvements - BE	0.0	0.0	BE	0.0	BE	0.0	BE	0.0	BE	0.0	BE
285	Total Various School Improvements - BR	9,095.0	1,015.0	BR	4,695.0	BR	1,095.0	BR	995.0	BR	1,295.0	BR
286	SCHOOL DEPARTMENT SUBTOTAL	19,979.0	4,294.0		7,800.0		1,720.0		1,500.0		4,665.0	
287		19,979.0										
288												
289	PUBLIC BUILDINGS											
290	Sidewalk snowblower/cabs	240.0			60.0	BE	60.0	BE	60.0	BE	60.0	BE
291	Equipment Inventory	150.0			150.0	BE						
292	PUBLIC BUILDINGS SUBTOTAL	390.0	0.0		210.0		60.0		60.0		60.0	
293												
294												
295	SENIOR CENTER											
296	Building Improvements	30.0	15.0	TR	15.0	TR						
297	Exterior Maintenance	35.0	35.0	TR								
298	Paint Hallway/Offices/Meeting Rooms	30.0	30.0	TR								
299	2 Shuttle Busses	298.0	298.0	TBD								
300	Senior Center	32,000.0							32,000.0	TBD		
301	SENIOR CENTER SUBTOTAL	32,393.0	378.0		15.0		0.0		32,000.0		0.0	
302												

FY 2025 - FY 2029
CIP General Fund

	C	D	G	H	I	J	K	L	M	N	O	P
1		TOTALS	FY '25		FY '26		FY '27		FY '28		FY '29	
303	SKATING ARENA											
304	Building Renovations	150.0	30.0	TR	30.0	TR	30.0	TR	30.0	TR	30.0	TR
305	Rebuild of Compressors	20.0			20.0	BR						
306	Electric Ice Resurfacing Machine	160.0	160.0	BE								
307	Electrical Panel Upgrades	25.0	25.0	BR								
308	Upgrade of Internal Lighting to LED	30.0			30.0	BR						
309	Enclosure Soffits/outside walls	40.0	40.0	BR								
310	Replace Boilers	80.0					80.0	BR				
311	Rink Netting	40.0			40.0	TR						
312	SKATING ARENA SUBTOTAL	545.0	255.0		120.0		110.0		30.0		30.0	
313												
314	STREETS & SIDEWALKS											
315	Mt. Auburn St. Corridor (Irving St-Coolidge Sq.- Cambridge line)	22,500.0	7,500.0	TIP	7,500.0	TIP	7,500.0	TIP				
316	Mt Auburn TIP overruns above 10%	1,000.0							1,000.0	TBD		
317	Land Acq. Storage Space	2,000.0					2,000.0	BR				
318	Mt. Auburn St. Non participatory funds	1,500.0	500.0	BR	500.0	BR	500.0	BR				
319	Ornamental Street Lighting	1,200.0			300.0	BR	300.0	BR	300.0	BR	300.0	BR
320	Highway reconstruction (Chap 90)	1,875.0	375.0	C9	375.0	C9	375.0	C9	375.0	C9	375.0	C9
321	Highway reconstruction (Tax Revenue)	3,743.6	677.5	TR	711.4	TR	746.9	TR	784.3	TR	823.5	TR
322	Highway reconstruction (Bonds)	12,000.0	2,200.0	STB	2,300.0	STB	2,400.0	STB	2,500.0	STB	2,600.0	STB
323	Highway reconstr.- Connector Roads/Longer Streets	12,000.0	2,200.0	STB	2,300.0	STB	2,400.0	STB	2,500.0	STB	2,600.0	STB
324	Sidewalk reconstruction (Chap 90)	1,875.0	375.0	C9	375.0	C9	375.0	C9	375.0	C9	375.0	C9
325	Sidewalk reconstruction (Tax Revenue)	3,743.6	677.5	TR	711.4	TR	746.9	TR	784.3	TR	823.5	TR
326	Fair Share Ammendment (Chap 90)	1,950.0	390.0	C9	390.0	C9	390.0	C9	390.0	C9	390.0	C9
327	Underground Duct for Utilities	600.0			300.0	BR			300.0	BR		
328	Sidewalk reconstruction (Bonds)	3,000.0	550.0	SWB	575.0	SWB	600.0	SWB	625.0	SWB	650.0	SWB
329	STREETS & SIDEWALKS SUBTOTAL	68,987.2	15,445.0		16,337.8		18,333.8		9,933.6		8,937.0	
330												
331	GENERAL FUND CIP	216,208.5	36,250.8		45,921.9		32,092.8		58,536.2		43,406.8	
332												
333	COSTS BY SOURCE OF FUNDS											
334	GENERAL OBLIGATION BONDS											
335	(EQUIPMENT)	18,736.3	4,231.0	BE	2,778.1	BE	5,554.0	BE	2,265.0	BE	3,908.2	BE
336	(REMODELING)	50,572.8	7,014.8	BR	20,236.0	BR	7,325.0	BR	7,437.0	BR	8,560.0	BR
337	(STREET)	24,000.0	4,400.0	STB	4,600.0	STB	4,800.0	STB	5,000.0	STB	5,200.0	STB
338	(SIDEWALK)	3,000.0	550.0	SWB	575.0	SWB	600.0	SWB	625.0	SWB	650.0	SWB

FY 2025 - FY 2029
CIP General Fund

	C	D	G	H	I	J	K	L	M	N	O	P
1		TOTALS	FY '25		FY '26		FY '27		FY '28		FY '29	
339	SUBTOTAL GENERAL OBLIGATION BONDS	96,309.1	16,195.8		28,189.1		18,279.0		15,327.0		18,318.2	
340												
341	CHAPTER 90 FUNDS	5,700.0	1,140.0	C9	1,140.0	C9	1,140.0	C9	1,140.0	C9	1,140.0	C9
344	SCHOOL TO BE DETERMINED	9,294.0	2,939.0	STBD	2,810.0	STBD	210.0	STBD	235.0	STBD	3,100.0	STBD
345	TAX REVENUE	18,757.4	3,728.0	TR	3,682.8	TR	3,863.8	TR	3,734.2	TR	3,748.6	TR
346	SCHOOL APPROPRIATION	500.0	100.0	SA	100.0	SA	100.0	SA	100.0	SA	100.0	SA
347	TRANSPORTATION IMPROVEMENT PROG.	22,500.0	7,500.0	TIP	7,500.0	TIP	7,500.0	TIP	0.0	TIP	0.0	TIP
348	TO BE DETERMINED	63,148.0	4,648.0	TBD	2,500.0	TBD	1,000.0	TBD	38,000.0	TBD	17,000.0	TBD
349	SUBTOTAL OTHER	119,899.4	20,055.0		17,732.8		13,813.8		43,209.2		25,088.6	
350	GRAND TOTAL	216,208.5	36,250.8		45,921.9		32,092.8		58,536.2		43,406.8	
351												

	A	B	C	D	E	F	G	H	I	J	K	L	M
			TOTALS	FY 25		FY 26		FY 27		FY 28		FY 29	
2		WATER/SEWER ENTERPRISE FUNDS											
3		SEWER											
4		Additional Equipment	875.0	175.0	SR	175.0	SR	175.0	SR	175.0	SR	175.0	SR
5		Replacement of Equipment	400.0	80.0	SR	80.0	SR	80.0	SR	80.0	SR	80.0	SR
6		Sewer/Drain System Maintenance	4,725.0	825.0	SR	900.0	SR	950.0	SR	1,000.0	SR	1,050.0	SR
7		Stormwater & Drainage On-going Improve	1,525.0	325.0	SR	300.0	SR	300.0	SR	300.0	SR	300.0	SR
8	5	MWRA I & I LOAN (25%)	1,650.0	330.0	MWRAB	330.0	MWRAB	330.0	MWRAB	330.0	MWRAB	330.0	MWRAB
9		MWRA I & I GRANT (75%)	4,950.0	990.0	MWRAG	990.0	MWRAG	990.0	MWRAG	990.0	MWRAG	990.0	MWRAG
10	10	MWRA I & I ONE TIME LOAN (100%)	1,290.0			1,290.0	MWRAB						
11	10	Sewer System Improvements	3,750.0	750.0	SEB	750.0	SEB	750.0	SEB	750.0	SEB	750.0	SEB
12		Sewer/Drain System Projects	5,000.0			1,250.0	TBD	1,250.0	TBD	1,250.0	TBD	1,250.0	TBD
13	10	35 GVW Service Truck	170.0	170.0	SEB								
14	10	Street Sweeper	350.0									350.0	SEB
17	10	Wheeled Mini - Excavator	180.0					180.0	SEB				
18	10	Crew Truck	180.0							180.0	SEB		
19	10	Service Response Truck	190.0			190.0	SEB						
20		Siphon Rehabilitation: Design & Construction	430.0					80.0	SEB	350.0	SEB		
21	10	6" Sewer Pump/ Trailer	150.0	150.0	SEB								
22		SEWER SUBTOTAL	25,815.0	3,795.0		6,255.0		5,085.0		5,405.0		5,275.0	
23													
24		WATER											
25		Water System Maintenance	1,750.0	250.0	WR	300.0	WR	350.0	WR	400.0	WR	450.0	WR
26	5	Replacement of Equipment	180.0	36.0	WR	36.0	WR	36.0	WR	36.0	WR	36.0	WR
27	10	MWRA LWSAP (100% loan)	2,500.0	500.0	MWRAB	500.0	MWRAB	500.0	MWRAB	500.0	MWRAB	500.0	MWRAB
28	10	MWRA LLP (100% loan)	1,500.0	300.0	MWRAL	300.0	MWRAL	300.0	MWRAL	300.0	MWRAL	300.0	MWRAL
29		Water System Projects	5,000.0			1,250.0	TBD	1,250.0	TBD	1,250.0	TBD	1,250.0	TBD
30	10	Trench Safety Box Truck	180.0			180.0	WEB						
31	5	Utility Truck	80.0	80.0	WEB								
32	10	Gate Valve/Mini Vac Truck	215.0									215.0	WEB
33	10	Backhoe	140.0									140.0	WEB
34	10	Water Vactor	630.0					630.0	WEB				
35		WATER SUBTOTAL	12,175.0	1,166.0		2,566.0		3,066.0		2,486.0		2,891.0	
36													
37		TOTAL WATER & SEWER	37,990.0	4,961.0		8,821.0		8,151.0		7,891.0		8,166.0	
38													
39		STORMWATER											
40		Phase 2 MS4 Permit Management Plan	250.0	50.0	TBD	50.0	TBD	50.0	TBD	50.0	TBD	50.0	TBD
41		Phase 2 MS4 Construction/Improvements	35,400.0	100.0	TBD	100.0	TBD	100.0	TBD	35,000.0	TBD	100.0	TBD
42		Phase 2 MS4 Phosphorous Control Plan	500.0	100.0	TBD	100.0	TBD	100.0	TBD	100.0	TBD	100.0	TBD
43		STORMWATER SUBTOTAL	36,150.0	250.0		250.0		250.0		35,150.0		250.0	
44													
45		TOT. WATER, SEWER & STORMWATER	74,140.0	5,211.0		9,071.0		8,401.0		43,041.0		8,416.0	

2025 2029 Water Sewer CIP color sheets - FINAL 03.04.2024

	A	B	C	D	E	F	G	H	I	J	K	L	M
1			TOTALS	FY 25		FY 26		FY 27		FY 28		FY 29	
46													
47		COSTS BY SOURCE OF FUNDS											
48	SR	SEWER REVENUE	7,525.0	1,405.0	SR	1,455.0	SR	1,505.0	SR	1,555.0	SR	1,605.0	SR
49	SEB	SEWER EQUIPMENT BONDS	5,400.0	1,070.0	SEB	940.0	SEB	1,010.0	SEB	1,280.0	SEB	1,100.0	SEB
50	TBD	TO BE DETERMINED	46,150.0	250.0	TBD	2,750.0	TBD	2,750.0	TBD	37,650.0	TBD	2,750.0	TBD
51	MWRAB	MWRA Bond - Interest Free	5,440.0	830.0	MWRAB	2,120.0	MWRAB	830.0	MWRAB	830.0	MWRAB	830.0	MWRAB
52	MWRAG	MWRA GRANT	4,950.0	990.0	MWRAG	990.0	MWRAG	990.0	MWRAG	990.0	MWRAG	990.0	MWRAG
53	MWRAL	MWRA LLP	1,500.0	300.0	MWRAL	300.0	MWRAL	300.0	MWRAL	300.0	MWRAL	300.0	MWRAL
54	WR	WATER REVENUE	1,930.0	286.0	WR	336.0	WR	386.0	WR	436.0	WR	486.0	WR
55	WEB	WATER EQUIPMENT BONDS	1,245.0	80.0	WEB	180.0	WEB	630.0	WEB	0.0	WEB	355.0	WEB
56		GRAND TOTAL - ENTERPRISE FUNDS	74,140.0	5,211.0		9,071.0		8,401.0		43,041.0		8,416.0	



Watertown Public Schools

FACILITIES CAPITAL PLAN FY25-FY29

“Education is the passport to the future, for tomorrow belongs to those who prepare for it today.”
-Maya Angelou-

Denise Moroney
Director of Public Buildings



Priority Ranking System

1. Life, Safety, and Health 
2. Asset Preservation 
3. Operational Efficiency 
4. Enhanced Learning and Working Environments 
5. General Improvements 

Input provided by: Superintendent, Principals, Director of Finance & Operations, Department of Public Buildings



School District Requirements

#1 Life, Safety & Health

Cell Communication Enhancement (IT)	35.0	1	Cunniff
Cell Communication Enhancement (IT)	35.0	1	Hosmer
Cell Communication Enhancement (IT)	35.0	1	Lowell
Security System Enhancements	475.0	1	District
School Technology	500.0	1	District
Fire Alarm Upgrades	200.0	1	Phillips
Design and Install New Generator	300.0	1	Phillips
Design/Modernize/Replace Elevators	650.0	1	Phillips
Rekey Doors	30.0	1	Phillips
Roof Repairs/Replacement/Solar	2,650.0	1	Phillips
Design Deep Energy Retrofit Heat Pumps	700.0	1	Phillips
Roofing Refurbishing/Replacement/Solar	4,000.0	1	WMS
HVAC (VRF) Basement & First Floor	1,500.0	1	WMS
Design/Replace Auditorium/Gym HVAC Units	1,200.0	1	WMS
Security Vestibule	800.0	1	WMS
Building Envelope Repairs/Masonry Pointing	250.0	1	WMS
Design/Modernize/Replace Elevators	1,200.0	1	WMS
Category 1: Safety	14,560.0		



School District Requirements

#2 – 5

Window Damages/Replacements	700.0	2	Phillips
Resurfacing Parking Lots/EV Chargers	500.0	2	WMS
Category 2: Preservation	1,200.0		
Update Food Service Equipment	150.0	3	District
Bathroom Fixture Upgrades	240.0	3	Phillips
Remodel Bathrooms (8 baths)	120.0	3	WMS
Relocate Nurses Office	110.0	3	WMS
Main Office Conference Room	100.0	3	WMS
Category 3: Operational	720.0		
Refrigerated Food Service Van	75.0	4	District
Freight Farm	149.0	4	Phillips
Classroom Shades	75.0	4	WMS
Library Furniture	60.0	4	WMS
Portable Wall Dividers	25.0	4	WMS
Soundproofing the Cafeteria	150.0	4	WMS
Soundproofing the Band Room	200.0	4	WMS
Category 4: Enhanced Learning	734.0		
Interior Painting	625.0	5	District
Carpeting Damage (Various Areas)	40.0	5	WMS
Category 5: General	665.0		



School District Requirements

	TOTALS	FY '25		FY '26		FY '27		FY '28		FY '29	
DISTRICT											
Update Food Service Equipment	150.0	30.0	TR	30.0	TR	30.0	TR	30.0	TR	30.0	TR
Security System Enhancements	475.0	95.0	BR	95.0	BR	95.0	BR	95.0	BR	95.0	BR
School Technology	500.0	100.0	SA	100.0	SA	100.0	SA	100.0	SA	100.0	SA
Refrigerated Food Service Van	75.0					75.0	STBD				
Interior Painting	625.0	125.0	TR	125.0	TR	125.0	TR	125.0	TR	125.0	TR
Total for District	1,825.0	350.0		350.0		425.0		350.0		350.0	

NOTE: Prior Capital Plans included school classroom furniture for all school buildings. This has been removed due to all new furniture in schools. New item of Interior Painting for all school buildings added.



Watertown Public Schools

ELEMENTARY SCHOOLS

CUNNIFF Oct.'21

HOSMER Feb. '22

LOWELL Oct. '23



Principal: Mena Ciarlone

Principal: Erin Moulton

Principal: Stacy Phelan

***Excellence * Equity * Community
Exceed * Excel * Elevate * Ensure***



Elementary School Requirements

	TOTALS	FY '25	FY '26	FY '27	
SCHOOL DEPARTMENT					
CUNNIFF SCHOOL (opened Oct 2021)					
Cell Communication Enhancement (IT)	35.0			35.0	TR
Total for Cunniff	35.0	0.0	0.0	35.0	
HOSMER SCHOOL (opened Feb 2022)					
Cell Communication Enhancement (IT)	35.0			35.0	TR
Total for Hosmer	35.0	0.0	0.0	35.0	
LOWELL SCHOOL (opened Oct 2023)					
Cell Communication Enhancement (IT)	35.0			35.0	TR
Total for Lowell	35.0	0.0	0.0	35.0	



Watertown Public Schools

WATERTOWN MIDDLE SCHOOL



Principal: Jenn Chen-Fein

*Excellence * Equity * Community
Exceed * Excel * Elevate * Ensure*



Watertown Middle School Requirements

	TOTALS	FY '25		FY '26		FY '27		FY '28		FY '29	
WATERTOWN MIDDLE SCHOOL											
Remodel Bathrooms (8 baths)	120.0	120.0	BR								
Classroom Shades	75.0	15.0	TR	15.0	TR	15.0	TR	15.0	TR	15.0	TR
Roofing Refurbishing/Replacement/Solar	4,000.0	500.0	BR	3,500.0	BR						
Library Furniture	60.0	60.0	TR								
HVAC (VRF) Basement & First Floor	1,500.0			1,500.0	STBD						
Carpeting Damage (Various Areas)	40.0					40.0	TR				
Design/Replace Auditorium/Gym HVAC Units	1,200.0	200.0	BR	1,000.0	BR						
Security Vestibule	800.0					100.0	BR	700.0	BR		
Relocate Nurses Office	110.0	10.0	TR	100.0	BR						
Main Office Conference Room	100.0	100.0	BR								
Building Envelope Repairs/Masonry Pointing	250.0					250.0	BR				
Resurfacing Parking Lots/EV Chargers	500.0					500.0	BR				
Design/Modernize/Replace Elevators	1,200.0									1,200.0	BR
Portable Wall Dividers	25.0			25.0	TR						
Soundproofing the Cafeteria	150.0					150.0	BR				
Soundproofing the Band Room	200.0							200.0	BR		
Total for Middle School	10,330.0	1,005.0		6,140.0		1,055.0		915.0		1,215.0	

*Excellence * Equity * Community
Exceed * Excel * Elevate * Ensure*



Watertown Public Schools

PHILLIPS BUILDING – CENTRAL ADMINISTRATION



* Due to possible renovation of the Phillips Building by the City, some capital items may be removed.

Superintendent: Dr. Deanne Galdston



Phillips Building Requirements

	TOTALS	<u>FY '25</u>		<u>FY '26</u>		<u>FY '27</u>		<u>FY '28</u>		<u>FY '29</u>	
PHILLIPS SCHOOL											
Freight Farm	149.0	149.0	STBD								
Bathroom Fixture Upgrades	240.0	60.0	STBD	60.0	STBD	60.0	STBD	60.0	STBD		
Window Damages/Replacements	700.0	100.0	STBD	600.0	STBD						
Fire Alarm Upgrades	200.0	200.0	STBD								
Design and Install New Generator	300.0	300.0	STBD								
Design/Modernize/Replace Elevators	650.0			650.0	STBD						
Rekey Doors	30.0	30.0	STBD								
Roof Repairs/Replacement/Solar	2,650.0					75.0	STBD	75.0	STBD	2,500.0	STBD
Design Deep Energy Retrofit Heat Pumps	700.0							100.0	STBD	600.0	STBD
Total for Phillips School	5,619.0	839.0		1,310.0		135.0		235.0		3,100.0	

* Capital items may be removed due to possible building renovations by the City.

City of Watertown, MA

DEPARTMENT OF
PUBLIC WORKS



FY2025 – 2029
Recommended CIP
(Capital Improvement Program)

Community Development

SALTONSTALL PARK

Line # 42

Year	Amount	Funding
FY2025	\$ 2,500,000	TBD
FY2026	-	
FY2027	-	
FY2028	-	
FY2029	-	



- \$900,000 in State funding will be utilized toward the construction of the renovation of Saltonstall Park
- DPW presented to the Community Preservation Committee (CPC) on 01/18/2024
- CPC trying to schedule a meeting soon to make a decision
- Project is anticipated to go out to rebid in early Spring 2024



Saltonstall Park Site Improvements | Proposed View from Entry Plaza - Event
Watertown, MA

Seeger architects, inc MDLA
MICHAEL D'AMORISIO landscape architecture

Community Development

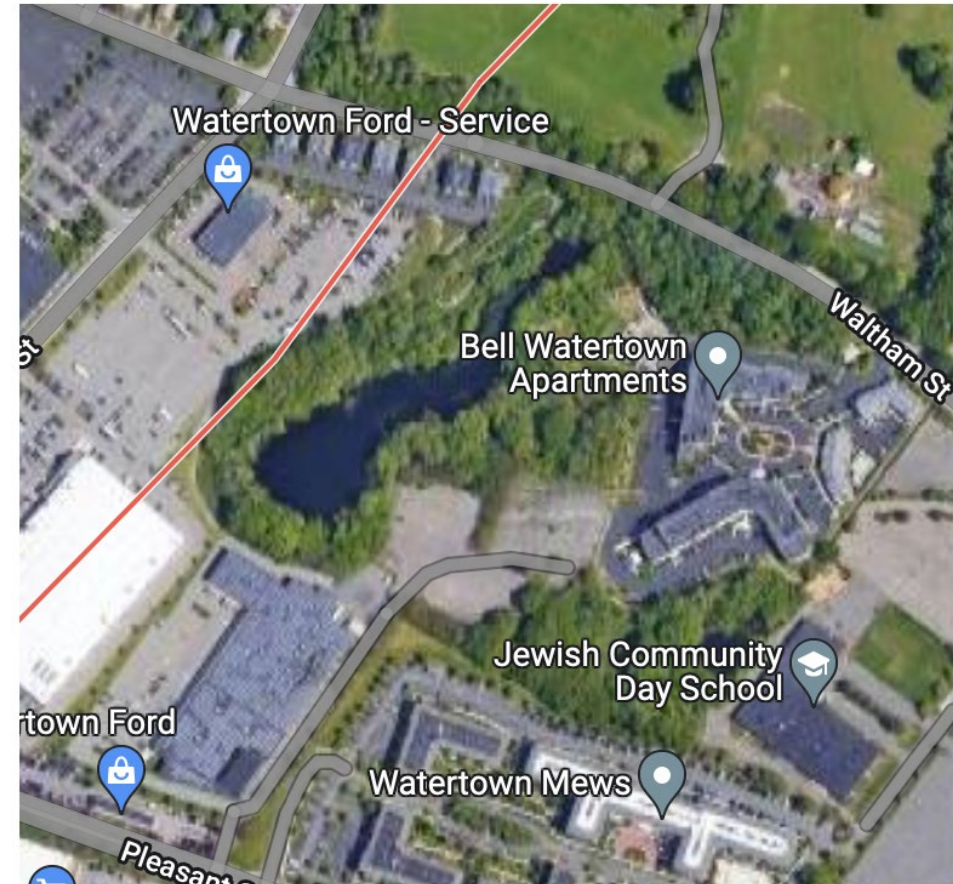
WALKER POND

Line # 43

Year	Amount	Funding
FY2025	\$ 250,000	TBD
FY2026	2,500,000	TBD
FY2027	-	
FY2028	-	
FY2029	-	



- For Open Space and Passive/Active Recreation
- Planning Department presented to the Community Preservation Committee (CPC)
- CPC voted to fund the site design work with Warner Larson Landscape Architects



Google Maps A Google Maps view of Walkers Pond. The pond is the dark area surrounded by trees. The red line is the city line, with Watertown to the right, and Waltham to the left.

Community Development

BEMIS PARK DESIGN & RENOVATION

Line # 46 & # 47

Year	Amount	Funding
FY2025	\$ 1,045,000	TR & BR
FY2026	-	
FY2027	-	
FY2028	-	
FY2029	-	



- Working with CBA Landscape Architects
- Community meetings in October & November 2023
- Bemis Playground Community Survey was done in November 2023

BEMIS PLAYGROUND RENOVATION

DESIGN OPTIONS

DRAFT:
For Discussion
With City



DESIGN OPTION A



DESIGN OPTION B



DESIGN OPTION C

PROPOSED RENOVATIONS - PRECEDENT IMAGES



Resurfaced Hardcourts



Splash Pad with Ground Sprays



Picnic Area



Renovated & Resurfaced Playground



Accessible Walking Paths



Renovated Baseball Backstop

CBA | Landscape Architects LLC

landscape architecture

urban design

master planning

DPW: Administration

ROOF REPLACEMENT / SOLAR & SOLAR CANOPY

Line # 128

Year	Amount	Funding
FY2025	\$ 650,000	BR
FY2026	2,000,000	BR
FY2027	-	
FY2028	-	
FY2029	-	



- DPW's Roof Replacement to include installation of new solar panels
- Installation of Parking Lot Solar Canopy similar to Cunniff and Hosmer Schools
- Electricity produced will assist in meeting the City's Energy Efficiency Goals and reduce the overall carbon footprint



ADD EV STATIONS (Electric Vehicles)

Line # 129

Year	Amount	Funding
FY2025	\$ 90,000	BR
FY2026	90,000	BR
FY2027	90,000	BR
FY2028	90,000	BR
FY2029	90,000	BR



- Add to the City's existing inventory of EV stations
- Evaluating recent proposal from NuWave Energy Solutions
 - 12 ChargePoint Level 2 charging station port
 - Library Parking Lot
 - 25 Church Street
- Aligns with City's Fleet Electrification



INSPECTORS' VEHICLES

Line # 133

Year	Amount	Funding
FY2025	\$ 70,000	TR
FY2026	70,000	TR
FY2027	70,000	TR
FY2028	70,000	TR
FY2029	70,000	TR



- Electric Vehicles
 - Chevy Bolt
 - Nissan Leaf
- Hybrids
 - Ford Escape
- Other Electrification Initiatives
 - Electric Forklift Volt (FY2024)
 - Electric Street Sweeper (FY2027)
 - Park Lawnmowers
- When suitable and possible, buying electric



SKID STEER

Line # 142

Year	Amount	Funding
FY2025	\$ 65,000	BE
FY2026	-	
FY2027	-	
FY2028	-	
FY2029	-	



- Will replace an existing 1998 Skid Steer that will be over 27 years old and will have exceeded its useful life expectancy
- Will be utilized in the various operations of the Highway Division and within the DPW Yard
- Existing vehicle to be replaced in accordance with industry standard guidelines



BACKHOE

Line # 145

Year	Amount	Funding
FY2025	\$ -	
FY2026	-	
FY2027	-	
FY2028	150,000	BE
FY2029	-	



- Will replace an existing 2007 Backhoe that will be over 20 years old and will have exceeded its useful life expectancy
- Will be utilized in the various operations of the Highway Division for trench restoration and sidewalk replacement
- Existing vehicle to be replaced in accordance with industry standard guidelines




LOADER

Line # 146

Year	Amount	Funding
FY2025	\$ -	
FY2026	-	
FY2027	-	
FY2028	325,000	BE
FY2029	-	



- Will replace an existing Loader that will be over 17 years old and developing consistent mechanical issues
- Will be utilized for loading material, snow removal and loading salt during snow events
- Weather elements and salt exposure impacts the life expectancy of the machine



HOT BOX

Line # 147

Year	Amount	Funding
FY2025	\$ -	
FY2026	300,000	BE
FY2027	-	
FY2028	-	
FY2029	-	



- Used for the daily operations of the Highway Division for road & sidewalk repair
- Excessive use and high-level maintenance required impacts the life expectancy of the machine
- Existing Hot Box to be replaced in accordance with industry standard guidelines



SALT SHED REPAIR

Line # 157

Year	Amount	Funding
FY2025	\$ -	
FY2026	-	
FY2027	400,000	BE
FY2028	-	
FY2029	-	



- Funds will be used to make various repairs to the existing salt shed as well as add a door which will protect the salt from weather exposure
- Work includes preventative measures to treat salt exposure to structural elements and to repair damaged building envelope facing Whitney Hill



BACKHOE

Line # 163

Year	Amount	Funding
FY2025	\$ 140,000	BE
FY2026	-	
FY2027	-	
FY2028	-	
FY2029	-	



- Daily use of this machine, as well as consistent computer and mechanical problems, has accelerated its life expectancy
- Will provide assistance in various operations of the Cemetery Division, including the excavation of burial sites
- Existing vehicle to be replaced in accordance with industry standard guidelines



City of Watertown, MA

ROAD PROGRAM



February 26, 2024

DPW: Streets & Sidewalks

UPDATE

Lines # 288 - # 301

Year	Amount	Funding
FY2025	\$15,055,000	Various
FY2026	15,947,800	Various
FY2027	17,943,800	Various
FY2028	9,543,600	Various
FY2029	8,547,000	Various



2024 Road Program

- Loan Order has been approved
- City's contractor anticipated to start this construction season

Highland Avenue Reconstruction

- Work finishing this spring

Morse Street

- To be out to bid this March

Fifth Avenue

- City reviewing 75% plans



City of Watertown, MA



WATER & SEWER

ENTERPRISE FUNDS

February 26, 2024



FUNDING REQUEST

- DPW is pursuing all avenues of local, state and federal funding opportunities for additional infrastructure projects and improvements
- City plans to invest in infrastructure improvements over the next five years. In addition to the funding from the CIP, the FY23 Water/Sewer Rate Study highlighted to the community the need for additional resources to fund future projects
- As a result of the rate study, the Administration proposed to City Council that \$5M in ARPA funding be allocated to finance future Water/Sewer infrastructure improvement projects
- \$1.25M is included in the FY24 & FY25 for both Water and Sewer – totaling \$5M TBD




Sewer Enterprise Fund

6" SEWER PORTABLE SEWER PUMP

Year	Amount	Funding
FY2025	\$ 150,000	SEB
FY2026	-	
FY2027	-	
FY2028	-	
FY2029	-	



- Replacement is required to maintain a 24-hour emergency response machine
- This engine is compact and multifunctional due to its unique pump performance curves and large solids handling
- Sound attenuated canopies are super quiet
- Typical applications include dewatering and sewer bypassing



HYDRO EXCAVATOR TRUCK

Year	Amount	Funding
FY2025	\$ -	
FY2026	-	
FY2027	-	
FY2028	-	
FY2029	\$ 630,000	WEB



- Will provide assistance in the various operations of the Water & Sewer Division including the excavation and back-ups of water & sewer issues
- Will replace an existing 2014 Vactor that will be over 10 years old and will have exceeded its useful life expectancy
- Existing vehicle to be replaced in accordance with industry standard guidelines



City of Watertown, MA

THANK YOU!





Watertown Faces Climate Change

a working group of Watertown Citizens for
Peace Justice and the Environment and a node
of *350Mass*

To: City Council members, BFO Committee members, cc to George
Subject: DPW capital expenditure proposals in the new Capital Improvement Program.
From: Watertown Faces Climate Change
Date: Feb 19,2014

The BFO Committee will be considering the DPW portion of the new CIP in the February 28 meeting. We would like to make the following comments for the Committee's consideration.

We understand that Watertown is to receive \$309,948 as the local share of the Fair Share Amendment transportation funds, and that these funds will be added into the City's Chapter 90 account. This gives us a greater opportunity to fund projects which will further the goals to which the City is committed in the Comprehensive Plan as well as the Climate and Energy Plan. The City has been working hard to identify and pursue policies that will further the City's goals to reduce car miles and to transition use of vehicles to EVs.

We strongly urge that these funds should be spent on creating effective and long-lasting improvements that will help us meet our climate goals, and not on infrastructure that continues to prioritize cars over public transit, bikes and walkers. There are several different ways in which we think these funds should be reoriented:

ROAD INFRASTRUCTURE WORK

Rather than adding the new Fair Share funds to routine highway and other car-related projects, we believe funding should support transit, bicycle and pedestrian movement. Examples would include:

- Bus lanes on Arsenal Street and other bus routes
- Bus priority signalization on any streets with bus routes.
- Protection for bike lanes, with bollards if not hard barriers
- Filling in gaps in North-South bicycle connections
- Pedestrian amenities

VEHICLE PURCHASE

One of the specific goals in the Climate and Energy Plan is to accelerate the shift to Electric Vehicles, so that by 2050, 80% of vehicles in Watertown are electric. This includes the strategy

to transition City owned, leased, and contracted vehicles to electric, including maintenance fleets.

We have also recently learned of the new state program offering benefits for a community that is certified as a Climate Leader Community. Watertown is justifiably proud of the climate leadership it has been exhibiting now for a number of years. For this new certification, there are 6 requirements to be fulfilled; Watertown has already fulfilled 5 of them. The one which still needs to be fulfilled is the transportation requirement, which is the adoption of a Zero-Emissions Vehicle First policy. This requires a commitment that municipal departments and divisions will purchase only zero-emissions vehicles. Some vehicles would be exempt from this in the immediate time frame, as some are not yet available as EVs. But whenever possible, new purchases must be EVs.

However, we see in the DPW proposals for CIP funding a long list of new vehicles to be purchased, adding up to around 20 vehicles. The statement is made that this might include "more electric vehicles when possible." If we are to meet the requirements of a Climate Leader Community, we will need to show greater progress and commitment to the purchase of electric vehicles.

We appreciate the great work that DPW does to maintain our streets, sidewalks, and other assets, and we recognize that there are numerous demands that must be balanced. But we urge a shift in priorities to increase attention to our environmental and climate goals and reduce the priority that has historically been afforded to cars over other modes of transportation.

Comment on Today's Meeting for the Committee on Budget and Fiscal Oversight

Councilor Tony Palomba <councilorpalomba@gmail.com>

Wed, Feb 28, 2024 at 2:23 PM

To: Nicole Gardner <ngardner@watertown-ma.gov>

Cc: Vincent Piccirilli <vincent.piccirilli@gmail.com>, Emily Izzo <eizzo@watertown-ma.gov>, George Proakis <gproakis@watertown-ma.gov>

Councilor Gardner,

I plan on attending tonight's meeting of the Committee on Budget and Fiscal Oversight where the Capital Improvement Plan (CIP) will be discussed. I will be attending on zoom and most likely will not have the opportunity to speak during the meeting. I do not know, from the posted agenda, whether the Committee will be discussing the CIP for the Department of Public Works or for the School Department or for both Departments. However if the CIP for the Department of Public Works is on the agenda I would like the Committee to include my comment.

I support the recent communication to the Council and the Committee and copied to City Manager Proakis regarding the use of approximately \$310,000 received via the Fair Share Amendment transportation funds from Watertown Faces Climate Change. The letter requests that the funds be used to "support transit, bicycle and pedestrian movement".

Thank you for your attention to my request.

Tony

--

Tony Palomba (he/him/his)

Councilor At-Large

781-664-3525 - cell

[Email](#)

[Email](#)

[Website](#)

[Facebook](#)

[Twitter](#)

[Instagram](#)

Please be aware that the Secretary of State's office has determined that most e-mails are public records subject to the provisions of Massachusetts General Laws Chapter. 66, sec. 10, the Public Records Law, and therefore may not be confidential.

CIP GENERAL FUND DEBT PROJECTION

	FY'25	FY'26	FY'27	FY'28	FY'29
PERMANENT DEBT					
FY09 Bond (Jul 08)					
Prin (15,650,000)	\$ 500,000	\$ 500,000	\$ 500,000	\$ 500,000	\$ 500,000
L/T Int	\$ 102,188	\$ 80,000	\$ 57,500	\$ 34,678	\$ 11,563
Subtotal	\$ 602,188	\$ 580,000	\$ 557,500	\$ 534,678	\$ 511,563
FY10 Bond (Feb 10)					
Prin (5,452,000)	\$ 245,000	\$ 210,000	\$ 210,000	\$ 210,000	\$ 210,000
L/T Int	\$ 50,400	\$ 41,213	\$ 33,600	\$ 25,200	\$ 16,800
Subtotal	\$ 295,400	\$ 251,213	\$ 243,600	\$ 235,200	\$ 226,800
FY12 Bond (June 12)					
Prin (3,722,000)	\$ 125,000	\$ 125,000	\$ 125,000		
L/T Int	\$ 11,250	\$ 7,500	\$ 3,750		
Subtotal	\$ 136,250	\$ 132,500	\$ 128,750	\$ -	\$ -
FY 14 Bond (Nov 13)					
Prin (6,000,000) ESCO	\$ 295,000	\$ 305,000	\$ 310,000	\$ 320,000	\$ 335,000
L/T Int	\$ 97,650	\$ 88,800	\$ 79,650	\$ 70,350	\$ 59,630
Subtotal	\$ 392,650	\$ 393,800	\$ 389,650	\$ 390,350	\$ 394,630
FY 12 Bond (May 2014)					
Prin (1,088,000) Victory Field	\$ 80,000	\$ 80,000	\$ 80,000	\$ -	\$ -
L/T Int	\$ 4,600	\$ 2,600	\$ 800	\$ -	\$ -
Subtotal	\$ 84,600	\$ 82,600	\$ 80,800	\$ -	\$ -
FY 13 Bond (May 2014)					
Prin (1,350,000) ESCO	\$ 90,000	\$ 90,000	\$ 90,000	\$ 90,000	\$ 90,000
L/T Int	\$ 10,575	\$ 8,325	\$ 6,300	\$ 4,050	\$ 1,350
Subtotal	\$ 100,575	\$ 98,325	\$ 96,300	\$ 94,050	\$ 91,350
FY 13 Bond (May 2014)					
Prin (207,000) Various School Buildings	\$ 10,000	\$ 10,000	\$ 10,000	\$ 10,000	\$ 5,000
L/T Int	\$ 1,025	\$ 775	\$ 550	\$ 300	\$ 75
Subtotal	\$ 11,025	\$ 10,775	\$ 10,550	\$ 10,300	\$ 5,075
FY 13 Bond (May 2014)					
Prin (370,000) Casey Park	\$ 25,000	\$ 25,000	\$ 25,000	\$ 25,000	\$ 20,000
L/T Int	\$ 2,788	\$ 2,163	\$ 1,600	\$ 975	\$ 300
Subtotal	\$ 27,788	\$ 27,163	\$ 26,600	\$ 25,975	\$ 20,300
FY 14 Refunding Bond Issue (May 2014)					
Prin (7,933,000)	\$ 670,000	\$ -	\$ -	\$ -	\$ -
L/T Int	\$ 8,375	\$ -	\$ -	\$ -	\$ -

FY 2025 - 2029
CIP GENERAL FUND DEBT PROJECTION

Subtotal	\$ 678,375	\$ -	\$ -	\$ -	\$ -	\$ -
FY 16 Bond (April 2016)						
Prin (1,206,500) Various Equipment & Vehicles	\$ 40,000	\$ -	\$ -	\$ -	\$ -	\$ -
L/T Int	\$ 1,200	\$ -	\$ -	\$ -	\$ -	\$ -
Subtotal	\$ 41,200	\$ -	\$ -	\$ -	\$ -	\$ -
FY 16 Bond (April 2016)						
Prin (913,600) Various Municipal Buildings	\$ 100,000	\$ -	\$ -	\$ -	\$ -	\$ -
L/T Int	\$ 3,000	\$ -	\$ -	\$ -	\$ -	\$ -
Subtotal	\$ 103,000	\$ -	\$ -	\$ -	\$ -	\$ -
FY 18 Bond (January 2018)						
Prin (1,793,000) Various Equipment & Vehicles	\$ 120,000	\$ 120,000	\$ 115,000	\$ 85,000	\$ 30,000	\$ -
L/T Int	\$ 23,300	\$ 18,500	\$ 13,700	\$ 3,400	\$ 4,500	\$ -
Subtotal	\$ 143,300	\$ 138,500	\$ 128,700	\$ 88,400	\$ 34,500	\$ -
FY 18 Bond (January 2018)						
Prin (1,327,200) Various Municipal Buildings	\$ 75,000	\$ 75,000	\$ 75,000	\$ 75,000	\$ 75,000	\$ -
L/T Int	\$ 23,100	\$ 20,100	\$ 17,100	\$ 14,100	\$ 11,100	\$ -
Subtotal	\$ 98,100	\$ 95,100	\$ 92,100	\$ 89,100	\$ 86,100	\$ -
FY 18 Bond (January 2018)						
Prin (4,034,800) Street and Sidewalks	\$ 85,000	\$ 85,000	\$ 80,000	\$ -	\$ -	\$ -
L/T Int	\$ 10,000	\$ 6,600	\$ 3,200	\$ -	\$ -	\$ -
Subtotal	\$ 95,000	\$ 91,600	\$ 83,200	\$ -	\$ -	\$ -
FY 19 Bond (June 2019)						
Prin (1,078,500) Elementary School Design/Constr.	\$ -	\$ -	\$ -	\$ -	\$ -	\$ -
L/T Int	\$ -	\$ -	\$ -	\$ -	\$ -	\$ -
Subtotal	\$ -	\$ -	\$ -	\$ -	\$ -	\$ -
FY 19 Bond (June 2019)						
Prin (247,500) Middle School Girls Locker Rooms	\$ 25,000	\$ 25,000	\$ 25,000	\$ 25,000	\$ 20,000	\$ -
L/T Int	\$ 6,000	\$ 4,750	\$ 3,500	\$ 2,250	\$ 1,000	\$ -
Subtotal	\$ 31,000	\$ 29,750	\$ 28,500	\$ 27,250	\$ 21,000	\$ -
FY 19 Bond (June 2019)						
Prin (837,500) Street and Sidewalks	\$ -	\$ -	\$ -	\$ -	\$ -	\$ -
L/T Int	\$ -	\$ -	\$ -	\$ -	\$ -	\$ -
Subtotal	\$ -	\$ -	\$ -	\$ -	\$ -	\$ -
FY 19 Bond (June 2019)						
Prin (908,000) Filippello Park	\$ 90,000	\$ 90,000	\$ 90,000	\$ 90,000	\$ 90,000	\$ -

FY 2025 - 2029
CIP GENERAL FUND DEBT PROJECTION

L/T Int	\$ 22,500	\$ 18,000	\$ 13,500	\$ 9,000	\$ 4,500
Subtotal	\$ 112,500	\$ 108,000	\$ 103,500	\$ 99,000	\$ 94,500
FY 19 Bond (June 2019)					
Prin (1,443,500) Various Equipment & Vehicles	\$ 125,000	\$ 125,000	\$ 120,000	\$ 120,000	\$ 105,000
L/T Int	\$ 29,750	\$ 23,500	\$ 17,250	\$ 11,250	\$ 5,250
Subtotal	\$ 154,750	\$ 148,500	\$ 137,250	\$ 131,250	\$ 110,250
FY 20 Bond (June 2020)					
Prin (3,223,467) Cunniff Elementary Design	\$ 160,000	\$ 160,000	\$ 160,000	\$ 160,000	\$ 160,000
L/T Int	\$ 85,600	\$ 77,600	\$ 69,600	\$ 61,600	\$ 53,600
Subtotal	\$ 245,600	\$ 237,600	\$ 229,600	\$ 221,600	\$ 213,600
FY 20 Bond (June 2020)					
Prin (5,729,088) Hosmer Elementary Design	\$ 290,000	\$ 285,000	\$ 285,000	\$ 285,000	\$ 285,000
L/T Int	\$ 152,725	\$ 138,225	\$ 123,975	\$ 109,725	\$ 95,475
Subtotal	\$ 442,725	\$ 423,225	\$ 408,975	\$ 394,725	\$ 380,475
FY 20 Bond (June 2020)					
Prin (1,122,445) Hosmer Elementary OPM	\$ 55,000	\$ 55,000	\$ 55,000	\$ 55,000	\$ 55,000
L/T Int	\$ 29,425	\$ 26,675	\$ 23,925	\$ 21,175	\$ 18,425
Subtotal	\$ 84,425	\$ 81,675	\$ 78,925	\$ 76,175	\$ 73,425
FY 20 Bond (June 2020)					
Prin (245,000) Middle School Men's Lockerroom	\$ 25,000	\$ 25,000	\$ 25,000	\$ 25,000	\$ 20,000
L/T Int	\$ 7,000	\$ 5,750	\$ 4,500	\$ 3,250	\$ 2,000
Subtotal	\$ 32,000	\$ 30,750	\$ 29,500	\$ 28,250	\$ 22,000
FY 20 Bond (June 2020)					
Prin (529,625) Street/Sidewalk Renovations	\$ 105,000	\$ -	\$ -	\$ -	\$ -
L/T Int	\$ 5,250	\$ -	\$ -	\$ -	\$ -
Subtotal	\$ 110,250	\$ -	\$ -	\$ -	\$ -
FY 20 Bond (June 2020)					
Prin (2,500,000) Street/Sidewalk Renovations	\$ 500,000	\$ -	\$ -	\$ -	\$ -
L/T Int	\$ 25,000	\$ -	\$ -	\$ -	\$ -
Subtotal	\$ 525,000	\$ -	\$ -	\$ -	\$ -
FY 20 Bond (June 2020)					
Prin (1,100,000) Ladder Truck	\$ 75,000	\$ 75,000	\$ 75,000	\$ 75,000	\$ 75,000
L/T Int	\$ 31,600	\$ 27,850	\$ 24,100	\$ 20,350	\$ 16,600
Subtotal	\$ 106,600	\$ 102,850	\$ 99,100	\$ 95,350	\$ 91,600
FY 20 Bond (June 2020)					

FY 2025 - 2029
CIP GENERAL FUND DEBT PROJECTION

Prin (1,175,375) Filippello Lights & Scoreboard	\$ 120,000	\$ 115,000	\$ 115,000	\$ 115,000	\$ 115,000
L/T Int	\$ 34,750	\$ 28,750	\$ 23,000	\$ 17,250	\$ 11,500
Subtotal	\$ 154,750	\$ 143,750	\$ 138,000	\$ 132,250	\$ 126,500
FY 21 Bond (January 2021)					
Prin (52,145,000) 3 Elementary School Project	\$ 2,610,000	\$ 2,610,000	\$ 2,610,000	\$ 2,610,000	\$ 2,610,000
L/T Int	\$ 1,434,250	\$ 1,303,750	\$ 1,173,250	\$ 1,042,750	\$ 912,250
Subtotal	\$ 4,044,250	\$ 3,913,750	\$ 3,783,250	\$ 3,652,750	\$ 3,522,250
FY 21 Bond (April 2021)					
Prin (1,771,000) Public Safety Radio Infrastructure	\$ 180,000	\$ 180,000	\$ 175,000	\$ 175,000	\$ 175,000
L/T Int	\$ 56,300	\$ 47,300	\$ 38,300	\$ 29,550	\$ 24,300
Subtotal	\$ 236,300	\$ 227,300	\$ 213,300	\$ 204,550	\$ 199,300
FY 21 Bond (April 2021)					
Prin (355,000) Fire Ambulance	\$ 70,000	\$ 70,000	\$ -	\$ -	\$ -
L/T Int	\$ 7,000	\$ 3,500	\$ -	\$ -	\$ -
Subtotal	\$ 77,000	\$ 73,500	\$ -	\$ -	\$ -
FY 21 Bond (April 2021)					
Prin (188,000) Admin. Bldg Elevator	\$ 35,000	\$ 35,000	\$ -	\$ -	\$ -
L/T Int	\$ 3,500	\$ 1,750	\$ -	\$ -	\$ -
Subtotal	\$ 38,500	\$ 36,750	\$ -	\$ -	\$ -
FY 21 Bond (April 2021)					
Prin (1,469,800) Middle Sch. Boilers & HVAC Cafeteria	\$ 150,000	\$ 145,000	\$ 145,000	\$ 145,000	\$ 145,000
L/T Int	\$ 46,450	\$ 38,950	\$ 31,700	\$ 24,450	\$ 20,100
Subtotal	\$ 196,450	\$ 183,950	\$ 176,700	\$ 169,450	\$ 165,100
FY 21 Bond (April 2021)					
Prin (1,200,000) Streets & Sidewalks	\$ 240,000	\$ 240,000	\$ -	\$ -	\$ -
L/T Int	\$ 24,000	\$ 12,000	\$ -	\$ -	\$ -
Subtotal	\$ 264,000	\$ 252,000	\$ -	\$ -	\$ -
FY 21 Bond (April 2021)					
Prin (34,106,200) 3 Elem School Bldg	\$ 1,705,000	\$ 1,705,000	\$ 1,705,000	\$ 1,705,000	\$ 1,705,000
L/T Int	\$ 903,650	\$ 818,400	\$ 733,150	\$ 647,900	\$ 596,750
Subtotal	\$ 2,608,650	\$ 2,523,400	\$ 2,438,150	\$ 2,352,900	\$ 2,301,750
FY 22 Bond (April 2022)					
Prin (243,000) Highway Dump Truck	\$ 25,000	\$ 25,000	\$ 25,000	\$ 25,000	\$ 25,000
L/T Int	\$ 9,500	\$ 8,250	\$ 7,000	\$ 5,750	\$ 4,500
Subtotal	\$ 34,500	\$ 33,250	\$ 32,000	\$ 30,750	\$ 29,500

FY 2025 - 2029
CIP GENERAL FUND DEBT PROJECTION

FY 22 Bond (April 2022)								
Prin (265,000) SN & I:Combo Body 6-wheeler	\$	30,000	\$	25,000	\$	25,000	\$	25,000
L/T Int	\$	10,250	\$	8,750	\$	7,500	\$	6,250
Subtotal	\$	40,250	\$	33,750	\$	32,500	\$	31,250
FY 22 Bond (April 2022)								
Prin (85,000) Highway Service Flat Bed	\$	10,000	\$	10,000	\$	10,000	\$	10,000
L/T Int	\$	3,250	\$	2,750	\$	2,250	\$	1,750
Subtotal	\$	13,250	\$	12,750	\$	12,250	\$	11,750
FY 22 Bond (April 2022)								
Prin (120,000) Prop & Bldg Sign Truck	\$	25,000	\$	25,000	\$	20,000		
L/T Int	\$	3,500	\$	2,250	\$	1,000		
Subtotal	\$	28,500	\$	27,250	\$	21,000		
FY 22 Bond (April 2022)								
Prin (85,000) Hwy Street Vactor	\$	10,000	\$	10,000	\$	10,000	\$	10,000
L/T Int	\$	3,250	\$	2,750	\$	2,250	\$	1,750
Subtotal	\$	13,250	\$	12,750	\$	12,250	\$	11,750
FY 22 Bond (April 2022)								
Prin (280,000) SN & I: Salter 6-wheeler	\$	30,000	\$	30,000	\$	30,000	\$	25,000
L/T Int	\$	11,000	\$	9,500	\$	8,000	\$	6,500
Subtotal	\$	41,000	\$	39,500	\$	38,000	\$	36,500
FY 22 Bond (April 2022)								
Prin (300,000) SNOW & ICE: Loader	\$	30,000	\$	30,000	\$	30,000	\$	30,000
L/T Int	\$	12,000	\$	10,500	\$	9,000	\$	7,500
Subtotal	\$	42,000	\$	40,500	\$	39,000	\$	37,500
FY 22 Bond (April 2022)								
Prin (250,000) Street Sweeper	\$	25,000	\$	25,000	\$	25,000	\$	25,000
L/T Int	\$	10,000	\$	8,750	\$	7,500	\$	6,250
Subtotal	\$	35,000	\$	33,750	\$	32,500	\$	31,250
FY 22 Bond (April 2022)								
Prin (775,674) Hwy Connt/Throughways Waverly	\$	155,000	\$	155,000	\$	155,000	\$	-
L/T Int	\$	23,250	\$	15,500	\$	7,750	\$	-
Subtotal	\$	178,250	\$	170,500	\$	162,750	\$	-
FY 22 Bond (April 2022)								
Prin (423,826) Admin Bld: Repl Chiller	\$	25,000	\$	25,000	\$	20,000	\$	20,000
L/T Int	\$	15,750	\$	14,500	\$	13,250	\$	12,250
Subtotal	\$	40,750	\$	39,500	\$	33,250	\$	32,250

FY 2025 - 2029
CIP GENERAL FUND DEBT PROJECTION

FY 22 Bond (April 2022)						
Prin (1,250,000)Fire Lader Truck	\$	85,000	\$	85,000	\$	85,000
L/T Int	\$	49,500	\$	45,250	\$	32,500
Subtotal	\$	134,500	\$	130,250	\$	117,500
FY 22 Bond (April 2022)						
Prin (2,376,00)Public Safety Ph 2 Radio Infrast.	\$	240,000	\$	240,000	\$	235,000
L/T Int	\$	94,750	\$	82,750	\$	47,000
Subtotal	\$	334,750	\$	322,750	\$	282,000
FY 22 Bond (April 2022)						
Prin (110,000)DPW Bldg Sidewks & Pkg Lot	\$	10,000	\$	10,000	\$	10,000
L/T Int	\$	4,000	\$	3,500	\$	2,000
Subtotal	\$	14,000	\$	13,500	\$	12,000
FY 22 Bond (April 2022)						
Prin (300,000)Prop & Bldg:Underground Ducts	\$	60,000	\$	60,000	\$	-
L/T Int	\$	9,000	\$	6,000	\$	-
Subtotal	\$	69,000	\$	66,000	\$	-
FY 22 Bond (June 2022)						
Prin (2,862,150)Elem School Design 1	\$	145,000	\$	145,000	\$	145,000
L/T Int	\$	120,100	\$	112,850	\$	91,100
Subtotal	\$	265,100	\$	257,850	\$	236,100
FY 22 Bond (June 2022)						
Prin (572,301)Elem School Design 2	\$	30,000	\$	30,000	\$	30,000
L/T Int	\$	24,000	\$	22,500	\$	18,000
Subtotal	\$	54,000	\$	52,500	\$	48,000
FY 22 Bond (June 2022)						
Prin (1,144,277 3 Elem School)Projects OPM Services,	\$	60,000	\$	60,000	\$	60,000
L/T Int	\$	47,700	\$	44,700	\$	35,700
Subtotal	\$	107,700	\$	104,700	\$	95,700
FY 22 Bond (June 2022)						
Prin (22,211,272) Elem Schools (Lowell, Hosmer & Cunniff)	\$	1,110,000	\$	1,110,000	\$	1,110,000
L/T Int	\$	932,400	\$	876,900	\$	710,400
Subtotal	\$	2,042,400	\$	1,986,900	\$	1,820,400
FY 23 Bond (June 2023)						
Prin (50,000,000) High School Construction #1	\$	1,670,000	\$	1,670,000	\$	1,670,000
L/T Int	\$	2,183,400	\$	2,099,900	\$	1,849,400
Subtotal	\$	3,853,400	\$	3,769,900	\$	3,519,400

**FY 2025 - 2029
CIP GENERAL FUND DEBT PROJECTION**

FY 23 Bond (June 2023)					
Prin (23,895,000) Elem Schools (Lowell,Hosmer & Cunniff	\$ 1,195,000	\$ 1,195,000	\$ 1,195,000	\$ 1,195,000	\$ 1,195,000
L/T Int	\$ 1,087,250	\$ 1,027,500	\$ 967,750	\$ 908,000	\$ 848,250
Subtotal	\$ 2,282,250	\$ 2,222,500	\$ 2,162,750	\$ 2,103,000	\$ 2,043,250
FY 23 Bond (June 2023)					
Prin (835,000) Elem Schools (Lowell,Hosmer & Cunniff	\$ 170,000	\$ 165,000	\$ 165,000	\$ 165,000	
L/T Int	\$ 33,250	\$ 24,750	\$ 16,500	\$ 8,250	
Subtotal	\$ 203,250	\$ 189,750	\$ 181,500	\$ 173,250	
FY 23 Bond (June 2023)					
Prin (1,700,000) Streets & Sidewalks	\$ 340,000	\$ 340,000	\$ 340,000	\$ 340,000	
L/T Int	\$ 68,000	\$ 51,000	\$ 34,000	\$ 17,000	
Subtotal	\$ 408,000	\$ 391,000	\$ 374,000	\$ 357,000	
FY 23 Bond (June 2023)					
Prin (200,000) Swap Loader Trash Compactor	\$ 20,000	\$ 20,000	\$ 20,000	\$ 20,000	\$ 20,000
L/T Int	\$ 9,000	\$ 8,000	\$ 7,000	\$ 6,000	\$ 5,000
Subtotal	\$ 29,000	\$ 28,000	\$ 27,000	\$ 26,000	\$ 25,000
FY 23 Bond (June 2023)					
Prin (300,000) Handycap Ramp (Ryan Skating Arena)	\$ 30,000	\$ 30,000	\$ 30,000	\$ 30,000	\$ 30,000
L/T Int	\$ 13,500	\$ 12,000	\$ 10,500	\$ 9,000	\$ 7,500
Subtotal	\$ 43,500	\$ 42,000	\$ 40,500	\$ 39,000	\$ 37,500
FY 23 Bond (June 2023)					
Prin (1,500,000) Victory Field Turf Repl	\$ 150,000	\$ 150,000	\$ 150,000	\$ 150,000	\$ 150,000
L/T Int	\$ 67,500	\$ 60,000	\$ 52,500	\$ 45,000	\$ 37,500
Subtotal	\$ 217,500	\$ 210,000	\$ 202,500	\$ 195,000	\$ 187,500
FY 23 Bond (June 2023)					
Prin (1,180,000) Moxley Field/Court Renovation	\$ 120,000	\$ 120,000	\$ 120,000	\$ 120,000	\$ 120,000
L/T Int	\$ 53,000	\$ 47,000	\$ 41,000	\$ 35,000	\$ 29,000
Subtotal	\$ 173,000	\$ 167,000	\$ 161,000	\$ 155,000	\$ 149,000
FY 23 Bond (June 2023)					
Prin (700,000) Filippello Spray Park Renovation	\$ 70,000	\$ 70,000	\$ 70,000	\$ 70,000	\$ 70,000
L/T Int	\$ 31,500	\$ 28,000	\$ 24,500	\$ 21,000	\$ 17,500
Subtotal	\$ 101,500	\$ 98,000	\$ 94,500	\$ 91,000	\$ 87,500
	14,890,000.00	13,425,000.00	13,055,000.00	12,510,000.00	11,925,000.00
	8,183,801.00	7,489,426.00	6,840,600.00	6,204,153.00	5,637,167.00
Subtotal	\$ 23,073,801	\$ 20,914,426	\$ 19,895,600	\$ 18,714,153	\$ 17,562,167

FY 2025 - 2029

CIP GENERAL FUND DEBT PROJECTION

PROOF LINE	\$ 23,073,801	\$ 20,914,426	\$ 19,895,600	\$ 18,714,153	\$ 17,562,168
Prin (315,000) Middle HVAC (VRF) 2nd Floor FY 22 cip items	\$ 21,000	\$ 21,000	\$ 21,000	\$ 21,000	\$ 21,000
L/T Int (4.5%)	\$ 14,175	\$ 13,230	\$ 12,285	\$ 11,340	\$ 10,395
Subtotal	\$ 35,175	\$ 34,230	\$ 33,285	\$ 32,340	\$ 31,395
Prin (261,568) IT Gov/Infrastructure Improv Cyber Security FY24 cip item	\$ 52,314	\$ 52,314	\$ 52,314	\$ 52,314	\$ 52,314
L/T Int (4.5%)	\$ 11,771	\$ 9,416	\$ 7,062	\$ 4,708	\$ 2,354
Subtotal	\$ 64,085	\$ 61,730	\$ 59,376	\$ 57,022	\$ 54,668
Prin (9,789,779) HS Design Costs FY 23 cip items	\$ 326,326	\$ 326,326	\$ 326,326	\$ 326,326	\$ 326,326
L/T Int (4.5%)	\$ 440,540	\$ 425,855	\$ 411,171	\$ 396,486	\$ 381,801
Subtotal	\$ 766,866	\$ 752,181	\$ 737,497	\$ 722,812	\$ 708,127
Prin (100,000,000)New HS Construction	\$ 1,666,667	\$ 3,333,334	\$ 3,333,334	\$ 3,333,334	\$ 3,333,334
L/T Int (4.5%)	\$ 2,250,000	\$ 4,425,000	\$ 4,275,000	\$ 4,125,000	\$ 3,975,000
Subtotal	\$ 3,916,667	\$ 7,758,334	\$ 7,608,334	\$ 7,458,334	\$ 7,308,334
TOTAL AUTHORIZED UNISSUED DEBT					
Prin	\$ 2,066,307	\$ 3,732,974	\$ 3,732,973	\$ 3,732,973	\$ 3,732,973
L/T Int	\$ 2,716,486	\$ 4,873,501	\$ 4,705,518	\$ 4,537,534	\$ 4,369,550
Total Authorized Unissued	\$ 4,782,792	\$ 8,606,475	\$ 8,438,491	\$ 8,270,507	\$ 8,102,523

PLANNED BOND DEBT

FY 17 Bond (June 2017)					
Prin (0) See Schedule	\$ -	\$ -	\$ -	\$ -	\$ -
L/T Int (4.5%)	\$ -	\$ -	\$ -	\$ -	\$ -
Subtotal	\$ -	\$ -	\$ -	\$ -	\$ -
FY 18 Bond (May 2018)					
Prin (325,000) Comm. Path Design	\$ 65,000	\$ 65,000	\$ 65,000	\$ 65,000	\$ 65,000
L/T Int (4.5%)	\$ 14,625	\$ 11,700	\$ 8,775	\$ 5,850	\$ 2,925
Subtotal	\$ 79,625	\$ 76,700	\$ 73,775	\$ 70,850	\$ 67,925
FY 19 Bond (May 2019)					
Prin (498,000) Saltonstall Court	\$ 49,800	\$ 49,800	\$ 49,800	\$ 49,800	\$ 49,800
L/T Int (4.5%)	\$ 22,410	\$ 20,169	\$ 17,928	\$ 15,687	\$ 13,446
Subtotal	\$ 72,210	\$ 69,969	\$ 67,728	\$ 65,487	\$ 63,246

FY 2025 - 2029
CIP GENERAL FUND DEBT PROJECTION

FY 20 Bond (May 2020)										
Prin (3,000,000) Comm Path	\$	300,000	\$	300,000	\$	300,000	\$	300,000	\$	300,000
L/T Int (4.5%)	\$	135,000	\$	121,500	\$	108,000	\$	94,500	\$	81,000
Subtotal	\$	435,000	\$	421,500	\$	408,000	\$	394,500	\$	381,000
FY 21 Bond (May 2021)										
Prin (10,359,000) See Schedule	\$	690,600	\$	690,600	\$	690,600	\$	690,600	\$	690,600
L/T Int (4.5%)	\$	466,155	\$	435,078	\$	404,001	\$	372,924	\$	341,847
Subtotal	\$	1,156,755	\$	1,125,678	\$	1,094,601	\$	1,063,524	\$	1,032,447
FY 22 Bond (May 2022)										
Prin (1,075,000) See Schedule	\$	158,750	\$	158,750	\$	158,750	\$	158,750	\$	158,750
L/T Int (4.5%)	\$	48,375	\$	41,231	\$	34,088	\$	26,944	\$	19,800
Subtotal	\$	207,125	\$	199,981	\$	192,838	\$	185,694	\$	178,550
FY 22 Bond (May 2022)										
Prin (2,765,000) Middle School	\$	220,667	\$	220,667	\$	220,667	\$	220,667	\$	220,667
L/T Int (4.5%)	\$	124,425	\$	114,495	\$	104,565	\$	94,635	\$	84,705
Subtotal	\$	345,092	\$	335,162	\$	325,232	\$	315,302	\$	305,372
FY 23 Bond (May 2023)										
Prin (7,760,000) See Schedule	\$	575,333	\$	575,333	\$	575,333	\$	575,333	\$	575,333
L/T Int (4.5%)	\$	349,200	\$	323,310	\$	297,420	\$	271,530	\$	245,640
Subtotal	\$	924,533	\$	898,643	\$	872,753	\$	846,863	\$	820,973
FY 23 Bond (May 2023)										
Prin (1,340,000) Sch. Items	\$	142,000	\$	142,000	\$	142,000	\$	142,000	\$	142,000
L/T Int (4.5%)	\$	60,300	\$	53,910	\$	47,520	\$	41,130	\$	34,740
Subtotal	\$	202,300	\$	195,910	\$	189,520	\$	183,130	\$	176,740
FY 24 Bond (May 2024)										
Prin (6,306,732) See Schedule	\$	839,346	\$	839,346	\$	839,346	\$	839,346	\$	839,346
L/T Int (4.5%)	\$	283,803	\$	246,032	\$	208,262	\$	170,491	\$	132,721
Subtotal	\$	1,123,149	\$	1,085,378	\$	1,047,608	\$	1,009,837	\$	972,067
FY 24 Bond (May 2024)										
Prin (5,025,000) Walk, & Conn/Thrwys	\$	1,005,000	\$	1,005,000	\$	1,005,000	\$	1,005,000	\$	1,005,000
L/T Int (4.5%)	\$	226,125	\$	180,900	\$	135,675	\$	90,450	\$	45,225
Subtotal	\$	1,231,125	\$	1,185,900	\$	1,140,675	\$	1,095,450	\$	1,050,225
FY 24 Bond (May 2024)										
Prin (167,000) School Items	\$	23,800	\$	23,800	\$	23,800	\$	23,800	\$	23,800
L/T Int (4.5%)	\$	7,515	\$	6,444	\$	5,373	\$	4,302	\$	3,231
Subtotal	\$	31,315	\$	30,244	\$	29,173	\$	28,102	\$	27,031

FY 2025 - 2029
CIP GENERAL FUND DEBT PROJECTION

FY 25 Bond (May 2025)								
Prin (9,730,800) See Schedule	\$	-	\$	1,210,410	\$	1,210,410	\$	1,210,410
L/T Int (4.5%)	\$	-	\$	437,886	\$	383,418	\$	328,949
Subtotal	\$	-	\$	1,648,296	\$	1,593,828	\$	1,539,359
FY 25 Bond (May 2025)								
Prin (5,450,000) Str, Walk, & Conn/Thrws	\$	-	\$	1,090,000	\$	1,090,000	\$	1,090,000
L/T Int (4.5%)	\$	-	\$	245,250	\$	196,200	\$	147,150
Subtotal	\$	-	\$	1,335,250	\$	1,286,200	\$	1,237,150
FY 25 Bond (May 2025)								
Prin (1,015,000) School Items	\$	-	\$	87,667	\$	87,667	\$	87,667
L/T Int (4.5%)	\$	-	\$	45,675	\$	41,730	\$	37,785
Subtotal	\$	-	\$	133,342	\$	129,397	\$	125,452
FY 26 Bond (May 2026)								
Prin (17,219,100) See Schedule	\$	-	\$	-	\$	1,637,520	\$	1,637,520
L/T Int (4.5%)	\$	-	\$	-	\$	774,860	\$	701,171
Subtotal	\$	-	\$	-	\$	2,412,380	\$	2,338,691
FY 26 Bond (May 2026)								
Prin (6,275,000) Str, Walk, & Conn/Thrws	\$	-	\$	-	\$	1,255,000	\$	1,255,000
L/T Int (4.5%)	\$	-	\$	-	\$	282,375	\$	225,900
Subtotal	\$	-	\$	-	\$	1,537,375	\$	1,480,900
FY 26 Bond (May 2026)								
Prin (4,695,000) School Items	\$	-	\$	-	\$	139,000	\$	139,000
L/T Int (4.5%)	\$	-	\$	-	\$	53,775	\$	47,520
Subtotal	\$	-	\$	-	\$	192,775	\$	186,520
FY 27 Bond								
Prin (8,984,000) See Schedule	\$	-	\$	-	\$	1,092,900	\$	1,092,900
L/T Int (4.5%)	\$	-	\$	-	\$	404,280	\$	355,100
Subtotal	\$	-	\$	-	\$	-	\$	1,497,180
FY 27 Bond								
Prin (1,095,000) Middle School Items	\$	-	\$	-	\$	154,000	\$	154,000
L/T Int (4.5%)	\$	-	\$	-	\$	49,275	\$	42,345
Subtotal	\$	-	\$	-	\$	-	\$	203,275
FY 27 Bond								
Prin (8,200,000) Str, Walk, Conn/Thrwy Light	\$	-	\$	-	\$	1,640,000	\$	1,640,000
L/T Int (4.5%)	\$	-	\$	-	\$	369,000	\$	295,200
Subtotal	\$	-	\$	-	\$	-	\$	2,009,000

**FY 2025 - 2029
CIP GENERAL FUND DEBT PROJECTION**

FY 28 Bond										
Prin (8,107,000) See Schedule	\$	-	\$	-	\$	-	\$	1,084,850		
L/T Int (4.5%)	\$	-	\$	-	\$	-	\$	364,815		
Subtotal	\$	-	\$	-	\$	-	\$	1,449,665		
FY 27 Bond										
Prin (995,000)Middle School Items	\$	-	\$	-	\$	-	\$	109,000		
L/T Int (4.5%)	\$	-	\$	-	\$	-	\$	44,775		
Subtotal	\$	-	\$	-	\$	-	\$	153,775		
FY 27 Bond										
Prin (6,225,000)Str, Walk, Conn/Thrwy Light	\$	-	\$	-	\$	-	\$	1,245,000		
L/T Int (4.5%)	\$	-	\$	-	\$	-	\$	280,125		
Subtotal	\$	-	\$	-	\$	-	\$	1,525,125		
TOTAL PLANNED BOND DEBT										
Principal	\$	4,070,296	\$	6,458,373	\$	9,489,893	\$	12,376,793	\$	14,815,643
Long Term Interest	\$	1,737,933	\$	2,283,581	\$	3,103,963	\$	3,499,473	\$	3,632,232
TOTAL PLANNED DEBT	\$	5,808,229	\$	8,741,954	\$	12,593,856	\$	15,876,266	\$	18,447,875
Total Permanent, Authorized/Unissued, & Planned										
Principal	\$	21,026,603	\$	23,616,345	\$	26,277,865	\$	28,619,765	\$	30,473,615
Long Term Interest	\$	12,638,219	\$	14,646,508	\$	14,650,081	\$	14,241,160	\$	13,638,950
Grand Total	\$	33,664,822	\$	38,262,853	\$	40,927,946	\$	42,860,925	\$	44,112,565

**FY 2025-2029
CIP ENTERPRISE FUND DEBT PROJECTION**

	FY'25	FY'26	FY'27	FY'28	FY'29
SEWER PERMANENT DEBT					
FY 18 Bond (January 18)					
Prin (565,550) - Various Equipment	\$ 50,000	\$ 45,000	\$ 45,000	\$ 45,000	\$ 45,000
L/T Int	\$ 7,400	\$ 5,400	\$ 3,600	\$ 1,800	\$ 1,800
Subtotal	\$ 57,400	\$ 50,400	\$ 48,600	\$ 46,800	\$ 46,800
FY18 Bond (March 19)					
Prin (262,500) - MWRA	\$ 26,250	\$ 26,250	\$ 26,250	\$ 26,250	\$ 26,250
L/T Int (0%)	\$ -	\$ -	\$ -	\$ -	\$ -
Subtotal	\$ 26,250	\$ 26,250	\$ 26,250	\$ 26,250	\$ 26,250
FY 19 Bond (June 19)					
Prin (139,000) - Various Equipment	\$ 15,000	\$ 15,000	\$ 15,000	\$ 10,000	\$ 5,000
L/T Int	\$ 3,000	\$ 2,250	\$ 1,500	\$ 750	\$ 250
Subtotal	\$ 18,000	\$ 17,250	\$ 16,500	\$ 10,750	\$ 5,250
FY19 Bond (December 19)					
Prin (262,500) - MWRA	\$ 26,250	\$ 26,250	\$ 26,250	\$ 26,250	\$ 26,250
L/T Int (0%)	\$ -	\$ -	\$ -	\$ -	\$ -
Subtotal	\$ 26,250	\$ 26,250	\$ 26,250	\$ 26,250	\$ 26,250
FY20 Bond (June 21)					
Prin (262,500) - MWRA	\$ 26,250	\$ 26,250	\$ 26,250	\$ 26,250	\$ 26,250
L/T Int (0%)	\$ -	\$ -	\$ -	\$ -	\$ -
Subtotal	\$ 26,250	\$ 26,250	\$ 26,250	\$ 26,250	\$ 26,250
FY22 Bond (October 22)					
Prin (382,500) - MWRA	\$ 38,250	\$ 38,250	\$ 38,250	\$ 38,250	\$ 38,250
L/T Int (0%)	\$ -	\$ -	\$ -	\$ -	\$ -
Subtotal	\$ 38,250	\$ 38,250	\$ 38,250	\$ 38,250	\$ 38,250
SEWER PERMANENT DEBT					
Prin	\$ 182,000	\$ 177,000	\$ 177,000	\$ 172,000	\$ 167,000
L/T Int	\$ 10,400	\$ 7,650	\$ 5,100	\$ 2,550	\$ 2,050
TOTAL SEWER PERMANENT DEBT	\$ 192,400	\$ 184,650	\$ 182,100	\$ 174,550	\$ 169,050

SEWER AUTHORIZED UNISSUED DEBT					
FY18 Bond (June 18)					
Prin (160,000) See schedule	\$ 16,000	\$ 16,000	\$ 16,000	\$ 16,000	\$ 16,000
L/T Int (4.5%)	\$ 5,040	\$ 4,320	\$ 3,600	\$ 2,880	\$ 2,160
Subtotal	\$ 21,040	\$ 20,320	\$ 19,600	\$ 18,880	\$ 18,160

**FY 2025-2029
CIP ENTERPRISE FUND DEBT PROJECTION**

	FY'25	FY'26	FY'27	FY'28	FY'29
FY22 Bond (May 22)					
Prin (750,000)	\$ 75,000	\$ 75,000	\$ 75,000	\$ 75,000	\$ 75,000
L/T Int (4.5%)	\$ 30,375	\$ 27,000	\$ 23,625	\$ 20,250	\$ 20,250
Subtotal	\$ 105,375	\$ 102,000	98,625	95,250	95,250
FY23 Bond (June 23)					
Prin (750,000) - See Schedule	\$ 75,000	\$ 75,000	\$ 75,000	\$ 75,000	\$ 75,000
L/T Int (4.5%)	\$ 30,375	\$ 27,000	\$ 23,625	\$ 23,625	\$ 23,625
Subtotal	\$ 105,375	\$ 102,000	98,625	98,625	98,625
Prin	\$ 166,000	\$ 166,000	\$ 166,000	\$ 166,000	\$ 166,000
L/T Int	\$ 65,790	\$ 58,320	\$ 50,850	\$ 46,755	\$ 46,035
TOTAL SEWER AUTHORIZED UNISSUED DEBT	\$ 231,790	\$ 224,320	\$ 216,850	\$ 212,755	\$ 212,035

SEWER PLANNED DEBT

FY19 Bond (June 21)					
Prin (270,000) - Heavy Crane	\$ 27,000	\$ 27,000	\$ 27,000	\$ 27,000	\$ 27,000
L/T Int (0%)	\$ 10,935	\$ 9,720	\$ 8,505	\$ 7,290	\$ 6,075
Subtotal	\$ 37,935	\$ 36,720	35,505	34,290	33,075
FY24 Bond (June 24)					
Prin (1,370,000) - See Schedule	\$ 137,000	\$ 137,000	\$ 137,000	\$ 137,000	\$ 137,000
L/T Int (4.5%)	\$ 61,650	\$ 55,485	\$ 49,320	\$ 49,320	\$ 49,320
Subtotal	\$ 198,650	\$ 192,485	\$ 186,320	\$ 186,320	\$ 186,320
FY24 Bond (June 24)					
Prin (330,000) - MWRA	\$ 33,000	\$ 33,000	\$ 33,000	\$ 33,000	\$ 33,000
L/T Int (0%)	\$ -	\$ -	\$ -	\$ -	\$ -
Subtotal	\$ 33,000	\$ 33,000	\$ 33,000	\$ 33,000	\$ 33,000
FY25 Bond (June 25)					
Prin (1,070,000) - See Schedule	\$ -	\$ 107,000	\$ 107,000	\$ 107,000	\$ 107,000
L/T Int (4.5%)	\$ -	\$ 48,150	\$ 43,335	\$ 38,520	\$ 38,520
Subtotal	\$ -	\$ 155,150	\$ 150,335	\$ 145,520	\$ 145,520
FY25 Bond (June 25)					
Prin (330,000) - MWRA	\$ -	\$ 33,000	\$ 33,000	\$ 33,000	\$ 33,000
L/T Int (0%)	\$ -	\$ -	\$ -	\$ -	\$ -
Subtotal	\$ -	\$ 33,000	\$ 33,000	\$ 33,000	\$ 33,000
FY26 Bond (June 26)					
Prin (940,000) - See Schedule	\$ -	\$ -	\$ 94,000	\$ 94,000	\$ 94,000
L/T Int (4.5%)	\$ -	\$ -	\$ 4,230	\$ -	\$ -

**FY 2025-2029
CIP ENTERPRISE FUND DEBT PROJECTION**

	FY'25	FY'26	FY'27	FY'28	FY'29
Subtotal	\$ -	\$ -	\$ 98,230	\$ 94,000	\$ 94,000
FY26 Bond (June 26)					
Prin (1,620,000) - MWRA	\$ -	\$ -	\$ 162,000	\$ 162,000	\$ 162,000
L/T Int (0%)	\$ -	\$ -	\$ -	\$ -	\$ -
Subtotal	\$ -	\$ -	\$ 162,000	\$ 162,000	\$ 162,000
FY27 Bond (June 27)					
Prin (1,010,000) - See Schedule	\$ -	\$ -	\$ -	\$ 101,000	\$ 101,000
L/T Int (4.5%)	\$ -	\$ -	\$ -	\$ 45,450	\$ 40,905
Subtotal	\$ -	\$ -	\$ -	\$ 146,450	\$ 141,905
FY27 Bond (June 27)					
Prin (330,000) - MWRA	\$ -	\$ -	\$ -	\$ 33,000	\$ 33,000
L/T Int (0%)	\$ -	\$ -	\$ -	\$ -	\$ -
Subtotal	\$ -	\$ -	\$ -	\$ 33,000	\$ 33,000
FY28 Bond (June 28)					
Prin (1,280,000) - See Schedule	\$ -	\$ -	\$ -	\$ -	\$ 128,000
L/T Int (4.5%)	\$ -	\$ -	\$ -	\$ -	\$ 57,600
Subtotal	\$ -	\$ -	\$ -	\$ -	\$ 185,600
FY28 Bond (June 28)					
Prin (330,000) - MWRA	\$ -	\$ -	\$ -	\$ -	\$ 33,000
L/T Int (0%)	\$ -	\$ -	\$ -	\$ -	\$ -
Subtotal	\$ -	\$ -	\$ -	\$ -	\$ 33,000
Prin	\$ 197,000	\$ 337,000	\$ 593,000	\$ 727,000	\$ 888,000
L/T Int	\$ 72,585	\$ 113,355	\$ 105,390	\$ 95,130	\$ 151,515
TOTAL SEWER PLANNED DEBT	\$ 269,585	\$ 450,355	\$ 698,390	\$ 822,130	\$ 1,039,515

SEWER PERMANENT, AUTH. UNISSUED AND PLANNED DEBT

Prin	\$ 545,000	\$ 680,000	\$ 936,000	\$ 1,065,000	\$ 1,221,000
L/T Int	\$ 148,775	\$ 179,325	\$ 161,340	\$ 144,435	\$ 199,600
TOTAL SEWER PERMANENT, AUTH. UNISSUED AND PLANNED DEBT	\$ 693,775	\$ 859,325	\$ 1,097,340	\$ 1,209,435	\$ 1,420,600

WATER PERMANENT DEBT

FY15 Bond (August 15)					
Prin (500,000) MWRA LWSAP	\$ 50,000	\$ 50,000	\$ -	\$ -	\$ -
L/T Int	\$ -	\$ -	\$ -	\$ -	\$ -
Subtotal	\$ 50,000	\$ 50,000	\$ -	\$ -	\$ -

FY 2025-2029
CIP ENTERPRISE FUND DEBT PROJECTION

	FY'25	FY'26	FY'27	FY'28	FY'29
FY15 Bond (April 16)					
Prin (140,000) See Schedule	\$ 15,000	\$ -	\$ -	\$ -	\$ -
L/T Int	\$ 450	\$ -	\$ -	\$ -	\$ -
Subtotal	\$ 15,450	\$ -	\$ -	\$ -	\$ -
FY 16 Bond (November 16)					
Prin (500,000) MWRA LWSAP	\$ 50,000	\$ 50,000	\$ 50,000	\$ -	\$ -
L/T Int (0%)	\$ -	\$ -	\$ -	\$ -	\$ -
Subtotal	\$ 50,000	\$ 50,000	\$ 50,000	\$ -	\$ -
FY 18 Bond (January 18)					
Prin (164,450) - Backhoe	\$ 15,000	\$ 15,000	\$ 15,000	\$ 15,000	\$ -
L/T Int	\$ 2,400	\$ 1,800	\$ 1,200	\$ 600	\$ -
Subtotal	\$ 17,400	\$ 16,800	\$ 16,200	\$ 15,600	\$ -
FY 18 Bond (February 18)					
Prin (478,000) - MWRA	\$ 47,800	\$ 47,800	\$ 47,800	\$ 47,800	\$ -
L/T Int (0%)	\$ -	\$ -	\$ -	\$ -	\$ -
Subtotal	\$ 47,800	\$ 47,800	\$ 47,800	\$ 47,800	\$ -
FY18 Bond (March 19)					
Prin (500,000) MWRA LWSAP	\$ 50,000	\$ 50,000	\$ 50,000	\$ 50,000	\$ 50,000
L/T Int (0%)	\$ -	\$ -	\$ -	\$ -	\$ -
Subtotal	\$ 50,000	\$ 50,000	\$ 50,000	\$ 50,000	\$ 50,000
FY 19 Bond (June 19)					
Prin (181,500) - Various Equipment	\$ 20,000	\$ 20,000	\$ 15,000	\$ 15,000	\$ 10,000
L/T Int	\$ 4,000	\$ 3,000	\$ 2,000	\$ 1,250	\$ 500
Subtotal	\$ 24,000	\$ 23,000	\$ 17,000	\$ 16,250	\$ 10,500
FY19 Bond (February 20)					
Prin (500,000) - MWRA	\$ 50,000	\$ 50,000	\$ 50,000	\$ 50,000	\$ 50,000
L/T Int (0%)	\$ -	\$ -	\$ -	\$ -	\$ -
Subtotal	\$ 50,000	\$ 50,000	\$ 50,000	\$ 50,000	\$ 50,000
FY20 Bond (June 21)					
Prin (500,000) - MWRA	\$ 50,000	\$ 50,000	\$ 50,000	\$ 50,000	\$ 50,000
L/T Int (0%)	\$ -	\$ -	\$ -	\$ -	\$ -
Subtotal	\$ 50,000	\$ 50,000	\$ 50,000	\$ 50,000	\$ 50,000
FY20 Bond (June 21)					
Prin (600,000) - MWRA	\$ 60,000	\$ 60,000	\$ 60,000	\$ 60,000	\$ 60,000

FY 2025-2029
CIP ENTERPRISE FUND DEBT PROJECTION

	FY'25	FY'26	FY'27	FY'28	FY'29
L/T Int (0%)	\$ -	\$ -	\$ -	\$ -	\$ -
Subtotal	\$ 60,000	\$ 60,000	\$ 60,000	\$ 60,000	\$ 60,000
FY22 Bond (October 21)					
Prin (4,216,500) See Schedule	\$ 425,000	\$ 420,000	\$ 420,000	\$ 420,000	\$ 420,000
L/T Int (4.5%)	\$ 168,250	\$ 147,000	\$ 126,000	\$ 105,000	\$ 84,000
Subtotal	\$ 593,250	\$ 567,000	\$ 546,000	\$ 525,000	\$ 504,000
FY22 Bond (August 22)					
Prin (300,000) MWRA LLP	\$ 30,000	\$ 30,000	\$ 30,000	\$ 30,000	\$ 30,000
L/T Int (0%)	\$ -	\$ -	\$ -	\$ -	\$ -
Subtotal	\$ 30,000	\$ 30,000	\$ 30,000	\$ 30,000	\$ 30,000
FY22 Bond (February 23)					
Prin (300,000) MWRA LLP	\$ 30,000	\$ 30,000	\$ 30,000	\$ 30,000	\$ 30,000
L/T Int (0%)	\$ -	\$ -	\$ -	\$ -	\$ -
Subtotal	\$ 30,000	\$ 30,000	\$ 30,000	\$ 30,000	\$ 30,000
FY22 Bond (August 22)					
Prin (183,000) MWRA LLP	\$ 18,300	\$ 18,300	\$ 18,300	\$ 18,300	\$ 18,300
L/T Int (0%)	\$ -	\$ -	\$ -	\$ -	\$ -
Subtotal	\$ 18,300	\$ 18,300	\$ 18,300	\$ 18,300	\$ 18,300
FY22 Bond (October 22)					
Prin (1,000,000) MWRA LWSAP	\$ 100,000	\$ 100,000	\$ 100,000	\$ 100,000	\$ 100,000
L/T Int (0%)	\$ -	\$ -	\$ -	\$ -	\$ -
Subtotal	\$ 100,000	\$ 100,000	\$ 100,000	\$ 100,000	\$ 100,000
FY23 Bond (June 23)					
Prin (300,000) MWRA LLP	\$ 30,000	\$ 30,000	\$ 30,000	\$ 30,000	\$ 30,000
L/T Int (0%)	\$ -	\$ -	\$ -	\$ -	\$ -
Subtotal	\$ 30,000	\$ 30,000	\$ 30,000	\$ 30,000	\$ 30,000
FY24 Bond (June 24)					
Prin (300,000) MWRA LLP	\$ 30,000	\$ 30,000	\$ 30,000	\$ 30,000	\$ 30,000
L/T Int (0%)	\$ -	\$ -	\$ -	\$ -	\$ -
Subtotal	\$ 30,000	\$ 30,000	\$ 30,000	\$ 30,000	\$ 30,000

**FY 2025-2029
CIP ENTERPRISE FUND DEBT PROJECTION**

	FY'25	FY'26	FY'27	FY'28	FY'29
WATER PERMANENT DEBT					
Prin	\$ 1,071,100	\$ 1,051,100	\$ 996,100	\$ 946,100	\$ 878,300
L/T Int	\$ 175,100	\$ 151,800	\$ 129,200	\$ 106,850	\$ 84,500
TOTAL WATER PERMANENT DEBT	\$ 1,246,200	\$ 1,202,900	\$ 1,125,300	\$ 1,052,950	\$ 962,800

WATER AUTHORIZED UNISSUED DEBT					
FY18 Bond (June 18)					
Prin (210,000) See Schedule	\$ 21,000	\$ 21,000	\$ 21,000	\$ 21,000	\$ 21,000
L/T Int (4.5%)	\$ 7,560	\$ 6,615	\$ 5,670	\$ 4,725	\$ 4,725
Subtotal	\$ 28,560	\$ 27,615	\$ 26,670	\$ 25,725	\$ 25,725
FY22 Bond (May 22)					
Prin (317,000) LLP	\$ 31,700	\$ 31,700	\$ 31,700	\$ 31,700	\$ 31,700
L/T Int (0%)					
Subtotal	\$ 31,700	\$ 31,700	\$ 31,700	\$ 31,700	\$ 31,700

WATER AUTHORIZED UNISSUED DEBT					
Prin	\$ 52,700	\$ 52,700	\$ 52,700	\$ 52,700	\$ 52,700
L/T Int	\$ 7,560	\$ 6,615	\$ 5,670	\$ 4,725	\$ 4,725
TOTAL WATER AUTHORIZED UNISSUED DEBT	\$ 60,260	\$ 59,315	\$ 58,370	\$ 57,425	\$ 57,425

WATER PLANNED BOND DEBT					
FY24 Bond (June 24)					
Prin (500,000) MWRA LWSAP	\$ 50,000	\$ 50,000	\$ 50,000	\$ 50,000	\$ 50,000
L/T Int (0%)	\$ -	\$ -	\$ -	\$ -	\$ -
Subtotal	\$ 50,000	\$ 50,000	\$ 50,000	\$ 50,000	\$ 50,000
FY25 Bond (June 25)					
Prin (800,000) MWRA LWSAP & LLP	\$ -	\$ 80,000	\$ 80,000	\$ 80,000	\$ 80,000
L/T Int (0%)	\$ -	\$ -	\$ -	\$ -	\$ -
Subtotal	\$ -	\$ 80,000	\$ 80,000	\$ 80,000	\$ 80,000
FY25 Bond (June 25)					
Prin (80,000) see schedule	\$ -	\$ 8,000	\$ 8,000	\$ 8,000	\$ 8,000
L/T Int (4.5%)	\$ -	\$ 3,600	\$ 3,240	\$ 2,880	\$ 2,520
Subtotal	\$ -	\$ 11,600	\$ 11,240	\$ 10,880	\$ 10,520
FY26 Bond (June 26)					
Prin (800,000) MWRA LWSAP & LLP	\$ -	\$ -	\$ 80,000	\$ 80,000	\$ 80,000
L/T Int (0%)	\$ -	\$ -	\$ -	\$ -	\$ -
Subtotal	\$ -	\$ -	\$ 80,000	\$ 80,000	\$ 80,000

**FY 2025-2029
CIP ENTERPRISE FUND DEBT PROJECTION**

	FY'25	FY'26	FY'27	FY'28	FY'29
FY26 Bond (June 26)					
Prin (180,000) see schedule	\$ -	\$ -	\$ 18,000	\$ 18,000	\$ 18,000
L/T Int (4.5.%)	\$ -	\$ -	\$ 8,100	\$ 7,290	\$ 6,480
Subtotal	\$ -	\$ -	\$ 26,100	\$ 25,290	\$ 24,480
FY27 Bond (June 27)					
Prin (800,000) MWRA LWSAP & LLP	\$ -	\$ -	\$ -	\$ 80,000	\$ 80,000
L/T Int (0%)	\$ -	\$ -	\$ -	\$ -	\$ -
Subtotal	\$ -	\$ -	\$ -	\$ 80,000	\$ 80,000
FY27 Bond (June 27)					
Prin (630,000) see schedule	\$ -	\$ -	\$ -	\$ 63,000	\$ 63,000
L/T Int (4.5.%)	\$ -	\$ -	\$ -	\$ 28,350	\$ 25,515
Subtotal	\$ -	\$ -	\$ -	\$ 91,350	\$ 88,515
FY28 Bond (June 28)					
Prin (800,000) MWRA LWSAP & LLP	\$ -	\$ -	\$ -	\$ -	\$ 80,000
L/T Int (0%)	\$ -	\$ -	\$ -	\$ -	\$ -
Subtotal	\$ -	\$ -	\$ -	\$ -	\$ 80,000
WATER PLANNED DEBT					
Prin	\$ 80,000	\$ 168,000	\$ 266,000	\$ 409,000	\$ 489,000
L/T Int	\$ -	\$ 3,600	\$ 11,340	\$ 38,520	\$ 34,515
TOTAL WATER PLANNED DEBT	\$ 80,000	\$ 171,600	\$ 277,340	\$ 447,520	\$ 523,515
WATER PERMANENT, AUTH. UNISSUED AND PLANNED DEBT					
Prin	\$ 1,203,800	\$ 1,271,800	\$ 1,314,800	\$ 1,407,800	\$ 1,420,000
L/T Int	\$ 182,660	\$ 162,015	\$ 146,210	\$ 150,095	\$ 123,740
TOTAL WATER PERMANENT, AUTH. UNISSUED AND PLANNED DEBT	\$ 1,386,460	\$ 1,433,815	\$ 1,461,010	\$ 1,557,895	\$ 1,543,740
TOTAL WATER AND SEWER DEBT					
Long Term Principal	\$ 1,748,800	\$ 1,951,800	\$ 2,250,800	\$ 2,472,800	\$ 2,641,000
Long Term Interest	\$ 331,435	\$ 341,340	\$ 307,550	\$ 294,530	\$ 323,340
TOTAL WATER AND SEWER DEBT	\$ 2,080,235	\$ 2,293,140	\$ 2,558,350	\$ 2,767,330	\$ 2,964,340

FY 2025 - 2029
CIP GENERAL FUND COST ANALYSIS

Attachment I

FY	COST	FY 25		FY 26		FY 27		FY 28		FY 29				
		PRINCIPAL	INTEREST	PRINCIPAL	INTEREST	PRINCIPAL	INTEREST	PRINCIPAL	INTEREST	PRINCIPAL	INTEREST			
AUTHORIZED UNISSUED DEBT														
15	MIDDLE: HVAC (VRF) 2ND FLOOR (Partial borrowing)	BR	22	\$ 315,000	\$ 21,000	\$ 14,175	\$ 21,000	\$ 13,230	\$ 21,000	\$ 12,285	\$ 21,000	\$ 11,340	\$ 21,000	\$ 10,395
				\$ 315,000	\$ 21,000	\$ 14,175	\$ 21,000	\$ 13,230	\$ 21,000	\$ 12,285	\$ 21,000	\$ 11,340	\$ 21,000	\$ 10,395
30	HIGH SCHOOL DESIGN COST	BR	23	\$ 9,789,779	\$ 326,326	\$ 440,540	\$ 326,326	\$ 425,855	\$ 326,326	\$ 411,171	\$ 326,326	\$ 396,486	\$ 326,326	\$ 381,801
				\$ 9,789,779	\$ 326,326	\$ 440,540	\$ 326,326	\$ 425,855	\$ 326,326	\$ 411,171	\$ 326,326	\$ 396,486	\$ 326,326	\$ 381,801
5	IT: GOVERNANCE/INFRASTRUCTURE IMPROVEMENTS CYBER SECURITY	BE	24	\$ 261,568	\$ 52,314	\$ 11,771	\$ 52,314	\$ 9,416	\$ 52,314	\$ 7,062	\$ 52,314	\$ 4,708	\$ 52,314	\$ 2,354
				\$ 261,568	\$ 52,314	\$ 11,771	\$ 52,314	\$ 9,416	\$ 52,314	\$ 7,062	\$ 52,314	\$ 4,708	\$ 52,314	\$ 2,354
30	NEW HIGH SCHOOL BUILDING - CONSTR.	BR	24	\$ 50,000,000	\$ 1,666,667	\$ 2,250,000	\$ 1,666,667	\$ 2,175,000	\$ 1,666,667	\$ 2,100,000	\$ 1,666,667	\$ 2,025,000	\$ 1,666,667	\$ 1,950,000
				\$ 50,000,000	\$ 1,666,667	\$ 2,250,000	\$ 1,666,667	\$ 2,175,000	\$ 1,666,667	\$ 2,100,000	\$ 1,666,667	\$ 2,025,000	\$ 1,666,667	\$ 1,950,000
30	NEW HIGH SCHOOL BUILDING - CONSTR.	BR	25	\$ 50,000,000	\$ -	\$ -	\$ 1,666,667	\$ 2,250,000	\$ 1,666,667	\$ 2,175,000	\$ 1,666,667	\$ 2,100,000	\$ 1,666,667	\$ 2,025,000
				\$ 50,000,000	\$ -	\$ -	\$ 1,666,667	\$ 2,250,000	\$ 1,666,667	\$ 2,175,000	\$ 1,666,667	\$ 2,100,000	\$ 1,666,667	\$ 2,025,000
	TOTAL AUTHORIZED UNISSUED DEBT			\$ 110,366,347	\$ 2,066,306	\$ 2,716,486	\$ 3,732,973	\$ 4,873,502	\$ 3,732,973	\$ 4,705,518	\$ 3,732,973	\$ 4,537,534	\$ 3,732,973	\$ 4,369,550
PLANNED DEBT														
15	VICTORY TRACK, FIELD & CRT RENO-Phase II	BR	17	\$ -	\$ -	\$ -	\$ -	\$ -	\$ -	\$ -	\$ -	\$ -	\$ -	\$ -
10	DESIGN,Lights & Score board CASEY PARK RENOV.	BR	17	\$ -	\$ -	\$ -	\$ -	\$ -	\$ -	\$ -	\$ -	\$ -	\$ -	\$ -
				\$ -	\$ -	\$ -	\$ -	\$ -	\$ -	\$ -	\$ -	\$ -	\$ -	\$ -
5	COMM. PATH DESIGN(TAYLOR/LINEAR)	SWB	18	\$ 325,000	\$ 65,000	\$ 14,625	\$ 65,000	\$ 11,700	\$ 65,000	\$ 8,775	\$ 65,000	\$ 5,850	\$ 65,000	\$ 2,925
				\$ 325,000	\$ 65,000	\$ 14,625	\$ 65,000	\$ 11,700	\$ 65,000	\$ 8,775	\$ 65,000	\$ 5,850	\$ 65,000	\$ 2,925
10	SALTONSTALL COURT, PARKING LGT	BR	19	\$ 498,000	\$ 49,800	\$ 22,410	\$ 49,800	\$ 20,169	\$ 49,800	\$ 17,928	\$ 49,800	\$ 15,687	\$ 49,800	\$ 13,446
				\$ 498,000	\$ 49,800	\$ 22,410	\$ 49,800	\$ 20,169	\$ 49,800	\$ 17,928	\$ 49,800	\$ 15,687	\$ 49,800	\$ 13,446
10	COMM. PATH CONSTR.(TAYLOR/LINEAR)	SWB	20	\$ 3,000,000	\$ 300,000	\$ 135,000	\$ 300,000	\$ 121,500	\$ 300,000	\$ 108,000	\$ 300,000	\$ 94,500	\$ 300,000	\$ 81,000
				\$ 3,000,000	\$ 300,000	\$ 135,000	\$ 300,000	\$ 121,500	\$ 300,000	\$ 108,000	\$ 300,000	\$ 94,500	\$ 300,000	\$ 81,000
15	ARSENAL PARK RENOVATIONS	BR	21	\$ 10,359,000	\$ 690,600	\$ 466,155	\$ 690,600	\$ 435,078	\$ 690,600	\$ 404,001	\$ 690,600	\$ 372,924	\$ 690,600	\$ 341,847
				\$ 10,359,000	\$ 690,600	\$ 466,155	\$ 690,600	\$ 435,078	\$ 690,600	\$ 404,001	\$ 690,600	\$ 372,924	\$ 690,600	\$ 341,847
5	SULLIVAN PLYGRD EQUIP, TOT, WLKWY	BR	22	\$ 700,000	\$ 140,000	\$ 31,500	\$ 140,000	\$ 25,200	\$ 140,000	\$ 18,900	\$ 140,000	\$ 12,600	\$ 140,000	\$ 6,300
20	VICT. FLD: PHASE 3 FIELDHOUSE DESIGN	BR	22	\$ 375,000	\$ 18,750	\$ 16,875	\$ 18,750	\$ 16,031	\$ 18,750	\$ 15,188	\$ 18,750	\$ 14,344	\$ 18,750	\$ 13,500
				\$ 1,075,000	\$ 158,750	\$ 48,375	\$ 158,750	\$ 41,231	\$ 158,750	\$ 34,088	\$ 158,750	\$ 26,944	\$ 158,750	\$ 19,800
5	MIDDLE: UPGRADE PHONE SYSTEM	BR	22	\$ 50,000	\$ 10,000	\$ 2,250	\$ 10,000	\$ 1,800	\$ 10,000	\$ 1,350	\$ 10,000	\$ 900	\$ 10,000	\$ 450
10	MIDDLE: REMODEL BATHROOMS	BR	22	\$ 210,000	\$ 21,000	\$ 9,450	\$ 21,000	\$ 8,505	\$ 21,000	\$ 7,560	\$ 21,000	\$ 6,615	\$ 21,000	\$ 5,670
15	MIDDLE: HVAC (VRF) 2ND FLOOR (315k authorized 09/23)	BR	22	\$ 335,000	\$ 22,333	\$ 15,075	\$ 22,333	\$ 14,070	\$ 22,333	\$ 13,065	\$ 22,333	\$ 12,060	\$ 22,333	\$ 11,055
15	MIDDLE: FIRE PROTECTION (NEW SYSTEM)	BR	22	\$ 2,000,000	\$ 133,333	\$ 90,000	\$ 133,333	\$ 84,000	\$ 133,333	\$ 78,000	\$ 133,333	\$ 72,000	\$ 133,333	\$ 66,000
5	MIDDLE: DESIGN HVAC 1ST FLOOR	BR	22	\$ 170,000	\$ 34,000	\$ 7,650	\$ 34,000	\$ 6,120	\$ 34,000	\$ 4,590	\$ 34,000	\$ 3,060	\$ 34,000	\$ 1,530
				\$ 2,765,000	\$ 220,667	\$ 124,425	\$ 220,667	\$ 114,495	\$ 220,667	\$ 104,565	\$ 220,667	\$ 94,635	\$ 220,667	\$ 84,705
5	ADMIN BLDG: DESIGN MASONRY & METAL	BR	23	\$ 40,000	\$ 8,000	\$ 1,800	\$ 8,000	\$ 1,440	\$ 8,000	\$ 1,080	\$ 8,000	\$ 720	\$ 8,000	\$ 360
5	ADMIN BLDG: DESIGN HVAC-HAU CC	BR	23	\$ 120,000	\$ 24,000	\$ 5,400	\$ 24,000	\$ 4,320	\$ 24,000	\$ 3,240	\$ 24,000	\$ 2,160	\$ 24,000	\$ 1,080
5	ADMIN BLDG: DESIGN ROOF REPAIRS	BR	23	\$ 45,000	\$ 9,000	\$ 2,025	\$ 9,000	\$ 1,620	\$ 9,000	\$ 1,215	\$ 9,000	\$ 810	\$ 9,000	\$ 405
10	CDP: HOW PARK PLAYGROUND	BR	23	\$ 500,000	\$ 50,000	\$ 22,500	\$ 50,000	\$ 20,250	\$ 50,000	\$ 18,000	\$ 50,000	\$ 15,750	\$ 50,000	\$ 13,500
5	IT: INFRASTRUCTURE IMPROVEMENTS	BE	23	\$ 300,000	\$ 60,000	\$ 13,500	\$ 60,000	\$ 10,800	\$ 60,000	\$ 8,100	\$ 60,000	\$ 5,400	\$ 60,000	\$ 2,700
5	IT: PERMITTING/TRANSPARENCY DASHBRDS	BE	23	\$ 100,000	\$ 20,000	\$ 4,500	\$ 20,000	\$ 3,600	\$ 20,000	\$ 2,700	\$ 20,000	\$ 1,800	\$ 20,000	\$ 900
5	IT: DOCUMENT SCANNING	BE	23	\$ 100,000	\$ 20,000	\$ 4,500	\$ 20,000	\$ 3,600	\$ 20,000	\$ 2,700	\$ 20,000	\$ 1,800	\$ 20,000	\$ 900
5	LIBRARY: REPAIR CHILDREN'S ROOM WATER	BR	23	\$ 125,000	\$ 25,000	\$ 5,625	\$ 25,000	\$ 4,500	\$ 25,000	\$ 3,375	\$ 25,000	\$ 2,250	\$ 25,000	\$ 1,125
20	LIBRARY: REPLACE BOILERS & PUMPS	BR	23	\$ 200,000	\$ 10,000	\$ 9,000	\$ 10,000	\$ 8,550	\$ 10,000	\$ 8,100	\$ 10,000	\$ 7,650	\$ 10,000	\$ 7,200
15	DPW ADMIN. BLDG: ROOF REPLACEMENT	BR	23	\$ 2,000,000	\$ 133,333	\$ 90,000	\$ 133,333	\$ 84,000	\$ 133,333	\$ 78,000	\$ 133,333	\$ 72,000	\$ 133,333	\$ 66,000
5	CEMETERY: OFF ROAD UTILITY VEH	BE	23	\$ 30,000	\$ 6,000	\$ 1,350	\$ 6,000	\$ 1,080	\$ 6,000	\$ 810	\$ 6,000	\$ 540	\$ 6,000	\$ 270
20	PROP/BLDG: WATER HEATER REPLACEMENT	BR	23	\$ 200,000	\$ 10,000	\$ 9,000	\$ 10,000	\$ 8,550	\$ 10,000	\$ 8,100	\$ 10,000	\$ 7,650	\$ 10,000	\$ 7,200
20	VICT. FLD: PH 3 FIELDHOUSE ADD/RENO	BR	23	\$ 4,000,000	\$ 200,000	\$ 180,000	\$ 200,000	\$ 171,000	\$ 200,000	\$ 162,000	\$ 200,000	\$ 153,000	\$ 200,000	\$ 144,000
				\$ 7,760,000	\$ 575,333	\$ 349,200	\$ 575,333	\$ 323,310	\$ 575,333	\$ 297,420	\$ 575,333	\$ 271,530	\$ 575,333	\$ 245,640
5	MIDDLE: DESIGN CRTYRD & EXT. GRNDS	BR	23	\$ 120,000	\$ 24,000	\$ 5,400	\$ 24,000	\$ 4,320	\$ 24,000	\$ 3,240	\$ 24,000	\$ 2,160	\$ 24,000	\$ 1,080
5	MIDDLE: RENOVATE COURTYRD LANDSCP	BR	23	\$ 275,000	\$ 55,000	\$ 12,375	\$ 55,000	\$ 9,900	\$ 55,000	\$ 7,425	\$ 55,000	\$ 4,950	\$ 55,000	\$ 2,475
15	MIDDLE: HVAC (VRF) 1ST FLOOR	BR	23	\$ 945,000	\$ 63,000	\$ 42,525	\$ 63,000	\$ 39,690	\$ 63,000	\$ 36,855	\$ 63,000	\$ 34,020	\$ 63,000	\$ 31,185
				\$ 1,340,000	\$ 142,000	\$ 60,300	\$ 142,000	\$ 53,910	\$ 142,000	\$ 47,520	\$ 142,000	\$ 41,130	\$ 142,000	\$ 34,740
20	ADMIN BLDG: MASONRY & METAL REPAIR	BR	24	\$ 500,000	\$ 25,000	\$ 22,500	\$ 25,000	\$ 21,375	\$ 25,000	\$ 20,250	\$ 25,000	\$ 19,125	\$ 25,000	\$ 18,000
10	ADMIN BLDG: REPLACE HVAC HAU-1 CC	BR	24	\$ 650,000	\$ 65,000	\$ 29,250	\$ 65,000	\$ 26,325	\$ 65,000	\$ 23,400	\$ 65,000	\$ 20,475	\$ 65,000	\$ 17,550
5	PARKER: REPLACE MAIN ELECTRICAL SERVICE	BR	24	\$ 100,000	\$ 20,000	\$ 4,500	\$ 20,000	\$ 3,600	\$ 20,000	\$ 2,700	\$ 20,000	\$ 1,800	\$ 20,000	\$ 900
5	PARKER:INSTALL BUILDING GENERATOR	BR	24	\$ 300,000	\$ 60,000	\$ 13,500	\$ 60,000	\$ 10,800	\$ 60,000	\$ 8,100	\$ 60,000	\$ 5,400	\$ 60,000	\$ 2,700
5	PARKER:POINT/REPAIR EXT MASONRY FAÇADE	BR	24	\$ 125,000	\$ 25,000	\$ 5,625	\$ 25,000	\$ 4,500	\$ 25,000	\$ 3,375	\$ 25,000	\$ 2,250	\$ 25,000	\$ 1,125
15	PARKER:INSTALL FIRE SUPPRESSION SYSTEM	BR	24	\$ 750,000	\$ 50,000	\$ 33,750	\$ 50,000	\$ 31,500	\$ 50,000	\$ 29,250	\$ 50,000	\$ 27,000	\$ 50,000	\$ 24,750

FY 2025 - 2029
CIP GENERAL FUND COST ANALYSIS

10	CDP: LOWELL INSTALL PLAYGROUND EQUI. & RESURFACE	BR	24	\$ 650,000	\$ 65,000	\$ 29,250	\$ 65,000	\$ 26,325	\$ 65,000	\$ 23,400	\$ 65,000	\$ 20,475	\$ 65,000	\$ 17,550
5	IT: INFRASTRUCTURE IMPROVEMENTS	BE	24	\$ 138,432	\$ 27,686	\$ 6,229	\$ 27,686	\$ 4,984	\$ 27,686	\$ 3,738	\$ 27,686	\$ 2,492	\$ 27,686	\$ 1,246
5	IT: PERMITTING/TRANSPARENCY DASHBOARDS	BE	24	\$ 150,000	\$ 30,000	\$ 6,750	\$ 30,000	\$ 5,400	\$ 30,000	\$ 4,050	\$ 30,000	\$ 2,700	\$ 30,000	\$ 1,350
5	IT: DOCUMENT SCANNING	BE	24	\$ 200,000	\$ 40,000	\$ 9,000	\$ 40,000	\$ 7,200	\$ 40,000	\$ 5,400	\$ 40,000	\$ 3,600	\$ 40,000	\$ 1,800
5	IT: MUNIS FINANCIAL SYSTEM ENHANCEMENTS	BE	24	\$ 150,000	\$ 30,000	\$ 6,750	\$ 30,000	\$ 5,400	\$ 30,000	\$ 4,050	\$ 30,000	\$ 2,700	\$ 30,000	\$ 1,350
5	IT: PARKER ANNEX TECHNOLOGY	BR	24	\$ 500,000	\$ 100,000	\$ 22,500	\$ 100,000	\$ 18,000	\$ 100,000	\$ 13,500	\$ 100,000	\$ 9,000	\$ 100,000	\$ 4,500
5	FIRE: MAIN STATION INTERIOR REPAIRS	BR	24	\$ 100,000	\$ 20,000	\$ 4,500	\$ 20,000	\$ 3,600	\$ 20,000	\$ 2,700	\$ 20,000	\$ 1,800	\$ 20,000	\$ 900
5	FIRE: MAIN STN. REPLACE EMERG GEN	BE	24	\$ 90,000	\$ 18,000	\$ 4,050	\$ 18,000	\$ 3,240	\$ 18,000	\$ 2,430	\$ 18,000	\$ 1,620	\$ 18,000	\$ 810
5	FIRE: MAIN STATION ALERTING SYSTEM	BE	24	\$ 120,000	\$ 24,000	\$ 5,400	\$ 24,000	\$ 4,320	\$ 24,000	\$ 3,240	\$ 24,000	\$ 2,160	\$ 24,000	\$ 1,080
5	LIBRARY: DESIGN/ENGINEER CHILLER & ROOF TOP UNITS	BR	24	\$ 50,000	\$ 10,000	\$ 2,250	\$ 10,000	\$ 1,800	\$ 10,000	\$ 1,350	\$ 10,000	\$ 900	\$ 10,000	\$ 450
5	LIBRARY:DESIGN HEATING SYSTEM & CONTROLS REPLACEMENT	BR	24	\$ 120,000	\$ 24,000	\$ 5,400	\$ 24,000	\$ 4,320	\$ 24,000	\$ 3,240	\$ 24,000	\$ 2,160	\$ 24,000	\$ 1,080
20	LIBRARY REPLACE CHILLER	BR	24	\$ 200,000	\$ 10,000	\$ 9,000	\$ 10,000	\$ 8,550	\$ 10,000	\$ 8,100	\$ 10,000	\$ 7,650	\$ 10,000	\$ 7,200
5	LIBRARY:REPL ROOF TOP UNITS/COMPRESSORS	BR	24	\$ 416,300	\$ 83,260	\$ 18,734	\$ 83,260	\$ 14,987	\$ 83,260	\$ 11,244	\$ 83,260	\$ 7,493	\$ 83,260	\$ 3,747
5	POLICE: REPL ACCESS CONTRL BLD VIDEO SYS SERV	BE	24	\$ 37,000	\$ 7,400	\$ 1,665	\$ 7,400	\$ 1,332	\$ 7,400	\$ 999	\$ 7,400	\$ 666	\$ 7,400	\$ 333
5	DPW ADMIN:ADD EV STATIONS	BR	24	\$ 90,000	\$ 18,000	\$ 4,050	\$ 18,000	\$ 3,240	\$ 18,000	\$ 2,430	\$ 18,000	\$ 1,620	\$ 18,000	\$ 810
10	HIGHWAY RACK TRUCK	BE	24	\$ 150,000	\$ 15,000	\$ 6,750	\$ 15,000	\$ 6,075	\$ 15,000	\$ 5,400	\$ 15,000	\$ 4,725	\$ 15,000	\$ 4,050
10	HIGHWAY CREW TRUCK	BE	24	\$ 180,000	\$ 18,000	\$ 8,100	\$ 18,000	\$ 7,290	\$ 18,000	\$ 6,480	\$ 18,000	\$ 5,670	\$ 18,000	\$ 4,860
10	SNOW&ICE: SALTER 6 WHEELER	BE	24	\$ 300,000	\$ 30,000	\$ 13,500	\$ 30,000	\$ 12,150	\$ 30,000	\$ 10,800	\$ 30,000	\$ 9,450	\$ 30,000	\$ 8,100
10	PROP/BLDG: HEAVY DUTY 4X4 FORKLIFT	BE	24	\$ 100,000	\$ 10,000	\$ 4,500	\$ 10,000	\$ 4,050	\$ 10,000	\$ 3,600	\$ 10,000	\$ 3,150	\$ 10,000	\$ 2,700
10	PARKS & FORESTRY: TREE CHIPPER	BE	24	\$ 75,000	\$ 7,500	\$ 3,375	\$ 7,500	\$ 3,038	\$ 7,500	\$ 2,700	\$ 7,500	\$ 2,363	\$ 7,500	\$ 2,025
10	PARKS & FORESTRY: UTILITY TRUCK	BE	24	\$ 65,000	\$ 6,500	\$ 2,925	\$ 6,500	\$ 2,633	\$ 6,500	\$ 2,340	\$ 6,500	\$ 2,048	\$ 6,500	\$ 1,755
				\$ 6,306,732	\$ 839,346	\$ 283,803	\$ 839,346	\$ 246,032	\$ 839,346	\$ 208,262	\$ 839,346	\$ 170,491	\$ 839,346	\$ 132,721
5	HIGHWAY RECONSTRUCTION BONDS	STB	24	\$ 2,100,000	\$ 420,000	\$ 94,500	\$ 420,000	\$ 75,600	\$ 420,000	\$ 56,700	\$ 420,000	\$ 37,800	\$ 420,000	\$ 18,900
5	HIGHWAY (CONNECTOR/THROUGHWAYS)	STB	24	\$ 2,100,000	\$ 420,000	\$ 94,500	\$ 420,000	\$ 75,600	\$ 420,000	\$ 56,700	\$ 420,000	\$ 37,800	\$ 420,000	\$ 18,900
5	STREETS & SIDEWALKS:UNDERGROUND DUCT FOR UTILITIES	BR	24	\$ 300,000	\$ 60,000	\$ 13,500	\$ 60,000	\$ 10,800	\$ 60,000	\$ 8,100	\$ 60,000	\$ 5,400	\$ 60,000	\$ 2,700
5	SIDEWALK RECONSTR	SWB	24	\$ 525,000	\$ 105,000	\$ 23,625	\$ 105,000	\$ 18,900	\$ 105,000	\$ 14,175	\$ 105,000	\$ 9,450	\$ 105,000	\$ 4,725
				\$ 5,025,000	\$ 1,005,000	\$ 226,125	\$ 1,005,000	\$ 180,900	\$ 1,005,000	\$ 135,675	\$ 1,005,000	\$ 90,450	\$ 1,005,000	\$ 45,225
15	MIDDLE: HVAC (VRF) BASEMENT	BR	24	\$ 72,000	\$ 4,800	\$ 3,240	\$ 4,800	\$ 3,024	\$ 4,800	\$ 2,808	\$ 4,800	\$ 2,592	\$ 4,800	\$ 2,376
5	DISTRICT: SECURITY SYSTEM ENHANCEMENTS	BR	24	\$ 95,000	\$ 19,000	\$ 4,275	\$ 19,000	\$ 3,420	\$ 19,000	\$ 2,565	\$ 19,000	\$ 1,710	\$ 19,000	\$ 855
				\$ 167,000	\$ 23,800	\$ 7,515	\$ 23,800	\$ 6,444	\$ 23,800	\$ 5,373	\$ 23,800	\$ 4,302	\$ 23,800	\$ 3,231
5	ADMIN BLDG:UPGRADE FIRE ALARM SYST.	BR	25	\$ 50,000			\$ 10,000	\$ 2,250	\$ 10,000	\$ 1,800	\$ 10,000	\$ 1,350	\$ 10,000	\$ 900
15	UPGRADE FIRE PROTECTION SYSTEM	BR	25	\$ 90,000			\$ 6,000	\$ 4,050	\$ 6,000	\$ 3,780	\$ 6,000	\$ 3,510	\$ 6,000	\$ 3,240
5	PARKER:POINT/REPAIR EXT MASONRY FAÇADE	BR	25	\$ 125,000			\$ 25,000	\$ 5,625	\$ 25,000	\$ 4,500	\$ 25,000	\$ 3,375	\$ 25,000	\$ 2,250
20	PARKER: 2ND FLOOR RENOVATIONS	BR	25	\$ 2,217,000			\$ 110,850	\$ 99,765	\$ 110,850	\$ 94,777	\$ 110,850	\$ 89,789	\$ 110,850	\$ 84,800
5	COMMANDER'S MANSION ELEVATOR	BE	25	\$ 350,000			\$ 70,000	\$ 15,750	\$ 70,000	\$ 12,600	\$ 70,000	\$ 9,450	\$ 70,000	\$ 6,300
10	BEMIS INSTALL, PLYGRD EQUIP, SPRAY	BR	25	\$ 960,000			\$ 96,000	\$ 43,200	\$ 96,000	\$ 38,880	\$ 96,000	\$ 34,560	\$ 96,000	\$ 30,240
5	IT: INFRASTRUCTURE IMPROVEMENTS	BE	25	\$ 200,000			\$ 40,000	\$ 9,000	\$ 40,000	\$ 7,200	\$ 40,000	\$ 5,400	\$ 40,000	\$ 3,600
5	IT: PERMITTING/TRANSPARENCY DASHBOARDS	BE	25	\$ 150,000			\$ 30,000	\$ 6,750	\$ 30,000	\$ 5,400	\$ 30,000	\$ 4,050	\$ 30,000	\$ 2,700
5	IT: DOCUMENT SCANNING	BE	25	\$ 200,000			\$ 40,000	\$ 9,000	\$ 40,000	\$ 7,200	\$ 40,000	\$ 5,400	\$ 40,000	\$ 3,600
5	IT: MUNIS FINANCIAL SYSTEM ENHANCEMENTS	BE	25	\$ 100,000			\$ 20,000	\$ 4,500	\$ 20,000	\$ 3,600	\$ 20,000	\$ 2,700	\$ 20,000	\$ 1,800
5	IT: PARKER ANNEX TECHNOLOGY	BR	25	\$ 200,000			\$ 40,000	\$ 9,000	\$ 40,000	\$ 7,200	\$ 40,000	\$ 5,400	\$ 40,000	\$ 3,600
5	IT: DIGITAL EQUITY & BROADBAND	BR	25	\$ 250,000			\$ 50,000	\$ 11,250	\$ 50,000	\$ 9,000	\$ 50,000	\$ 6,750	\$ 50,000	\$ 4,500
5	FIRE: EAST END STATION HVAC/PLUMBING	BR	25	\$ 126,000			\$ 25,200	\$ 5,670	\$ 25,200	\$ 4,536	\$ 25,200	\$ 3,402	\$ 25,200	\$ 2,268
5	FIRE: EAST END STATION PAINTING-CARPET-LIGHTING	BR	25	\$ 121,000			\$ 24,200	\$ 5,445	\$ 24,200	\$ 4,356	\$ 24,200	\$ 3,267	\$ 24,200	\$ 2,178
5	FIRE: MAIN & NORTH ST. APPARATUS DOORS	BR	25	\$ 130,800			\$ 26,160	\$ 5,886	\$ 26,160	\$ 4,709	\$ 26,160	\$ 3,532	\$ 26,160	\$ 2,354
5	FIRE: AMBULANCE	BE	25	\$ 500,000			\$ 100,000	\$ 22,500	\$ 100,000	\$ 18,000	\$ 100,000	\$ 13,500	\$ 100,000	\$ 9,000
15	FIRE: ENGINE 1 TRUCK REPLACEMENT	BE	25	\$ 885,000			\$ 59,000	\$ 39,825	\$ 59,000	\$ 37,170	\$ 59,000	\$ 34,515	\$ 59,000	\$ 31,860
5	LIBRARY: RETROCOMMISSIONING STUDY	BR	25	\$ 75,000			\$ 15,000	\$ 3,375	\$ 15,000	\$ 2,700	\$ 15,000	\$ 2,025	\$ 15,000	\$ 1,350
5	POLICE: IN CRUISER VIDEO SYSTEM	BE	25	\$ 130,000			\$ 26,000	\$ 5,850	\$ 26,000	\$ 4,680	\$ 26,000	\$ 3,510	\$ 26,000	\$ 2,340
5	POLICE: REPL TRAINING SIMULATOR COMPUTER SYSTEM	BE	25	\$ 93,000			\$ 18,600	\$ 4,185	\$ 18,600	\$ 3,348	\$ 18,600	\$ 2,511	\$ 18,600	\$ 1,674
10	POLICE: FIRING RANGE HVAC UPGRADE	BE	25	\$ 600,000			\$ 60,000	\$ 27,000	\$ 60,000	\$ 24,300	\$ 60,000	\$ 21,600	\$ 60,000	\$ 18,900
5	POLICE: BODY WORN CAMERAS	BE	25	\$ 796,000			\$ 159,200	\$ 35,820	\$ 159,200	\$ 28,656	\$ 159,200	\$ 21,492	\$ 159,200	\$ 14,328
10	DPW ADMIN. BLDG: ROOF REPLACE/SOLAR & SOLAR CANOPY DPW PKG LOT	BR	25	\$ 650,000			\$ 65,000	\$ 29,250	\$ 65,000	\$ 26,325	\$ 65,000	\$ 23,400	\$ 65,000	\$ 20,475
5	DPW ADMIN:ADD EV STATIONS	BR	25	\$ 90,000			\$ 18,000	\$ 4,050	\$ 18,000	\$ 3,240	\$ 18,000	\$ 2,430	\$ 18,000	\$ 1,620
5	HIGHWAY: SKID STEER	BE	25	\$ 65,000			\$ 13,000	\$ 2,925	\$ 13,000	\$ 2,340	\$ 13,000	\$ 1,755	\$ 13,000	\$ 1,170
10	SNOW AND ICE: LOADER 3/4 YARD	BE	25	\$ 107,000			\$ 10,700	\$ 4,815	\$ 10,700	\$ 4,334	\$ 10,700	\$ 3,852	\$ 10,700	\$ 3,371
5	CEMETERY: OFF ROAD UTILITY VEH 4X4 (2)	BE	25	\$ 30,000			\$ 6,000	\$ 1,350	\$ 6,000	\$ 1,080	\$ 6,000	\$ 810	\$ 6,000	\$ 540
10	CEMETERY: BACKHOE	BE	25	\$ 140,000			\$ 14,000	\$ 6,300	\$ 14,000	\$ 5,670	\$ 14,000	\$ 5,040	\$ 14,000	\$ 4,410
10	PARKS & FORESTRY: TREE CHIPPER	BE	25	\$ 75,000			\$ 7,500	\$ 3,375	\$ 7,500	\$ 3,038	\$ 7,500	\$ 2,700	\$ 7,500	\$ 2,363
10	RINK: ELECTRIC ICE RESURFACING MACHINE	BE	25	\$ 160,000			\$ 16,000	\$ 7,200	\$ 16,000	\$ 6,480	\$ 16,000	\$ 5,760	\$ 16,000	\$ 5,040
5	RINK: ELECTRICAL PANEL UPGRADES	BR	25	\$ 25,000			\$ 5,000	\$ 1,125	\$ 5,000	\$ 900	\$ 5,000	\$ 675	\$ 5,000	\$ 450
10	RINK ENCLOSURE OF SOFFITS/OUTSIDE WALLS	BR	25	\$ 40,000			\$ 4,000	\$ 1,800	\$ 4,000	\$ 1,620	\$ 4,000	\$ 1,440	\$ 4,000	\$ 1,260
				\$ 9,730,800	\$ -	\$ -	\$ 1,210,410	\$ 437,886	\$ 1,210,410	\$ 383,418	\$ 1,210,410	\$ 328,949	\$ 1,210,410	\$ 274,481
5	MT. AUBURN St NON PARTICIPATORY FUNDS	BR	25	\$ 500,000			\$ 100,000	\$ 22,500	\$ 100,000	\$ 18,000	\$ 100,000	\$ 13,500	\$ 100,000	\$ 9,000
5	HIGHWAY (CONNECTOR/LONGER STREETS)	STB	25	\$ 2,200,000			\$ 440,000	\$ 99,000	\$ 440,000	\$ 79,200	\$ 440,000	\$ 59,400	\$ 440,000	\$ 39,600
5	HIGHWAY RECONSTR BONDS	STB	25	\$ 2,200,000			\$ 440,000	\$ 99,000	\$ 440,000	\$ 79,200	\$ 440,000	\$ 59,400	\$ 440,000	\$ 39,600
5	SIDEWALK RECONSTR BONDS	SWB	25	\$ 550,000			\$ 110,000	\$ 24,750	\$ 110,000	\$ 19,800	\$ 110,000	\$ 14,850	\$ 110,000	\$ 9,900
				\$ 5,450,000	\$ -	\$ -	\$ 1,090,000	\$ 245,250	\$ 1,090,000	\$ 196,200	\$ 1,090,000	\$ 147,150	\$ 1,090,000	\$ 98,100
10	MIDDLE: REMODEL BATHROOMS	BR	25	\$ 120,000			\$ 12,000	\$ 5,400	\$ 12,000	\$ 4,860	\$ 12,000	\$ 4,320	\$ 12,000	\$ 3,780

FY 2025 - 2029
CIP GENERAL FUND COST ANALYSIS

10	MIDDLE: MAIN OFFICE CONFERENCE ROOM	BR	25	\$	100,000			\$	10,000	\$	4,500	\$	10,000	\$	4,050	\$	10,000	\$	3,600	\$	10,000	\$	3,150
5	DISTRICT: SECURITY SYSTEM ENHANCEMENTS	BR	25	\$	95,000			\$	19,000	\$	4,275	\$	19,000	\$	3,420	\$	19,000	\$	2,565	\$	19,000	\$	1,710
				\$	1,015,000	\$	-	\$	87,667	\$	45,675	\$	87,667	\$	41,730	\$	87,667	\$	37,785	\$	87,667	\$	33,840
5	ADMIN BLDG:UPGRADE FIRE ALARM SYST.	BR	26	\$	200,000			\$	40,000	\$	9,000	\$	40,000	\$	7,200	\$	40,000	\$	7,200	\$	40,000	\$	5,400
15	UPGRADE FIRE PROTECTION SYSTEM	BR	26	\$	500,000			\$	33,333	\$	22,500	\$	33,333	\$	21,000	\$	33,333	\$	21,000	\$	33,333	\$	19,500
5	ADMIN BLDG: ROOF SHINGLE REPLACEMENT/ROOF REFURBISH	BR	26	\$	200,000			\$	40,000	\$	9,000	\$	40,000	\$	7,200	\$	40,000	\$	7,200	\$	40,000	\$	5,400
5	ADMIN: BUILDING RETROCOMMISSIONING STUDY	BR	26	\$	75,000			\$	15,000	\$	3,375	\$	15,000	\$	2,700	\$	15,000	\$	2,700	\$	15,000	\$	2,025
5	PARKER: ELEVATOR UPGRADES	BR	26	\$	550,000			\$	110,000	\$	24,750	\$	110,000	\$	19,800	\$	110,000	\$	19,800	\$	110,000	\$	14,850
5	PARKER: RETRORECOMMISSIONING STUDY	BR	26	\$	75,000			\$	15,000	\$	3,375	\$	15,000	\$	2,700	\$	15,000	\$	2,700	\$	15,000	\$	2,025
10	PARKER BUILDING: PARKING LOT DESIGN CONSTRUCTION	BR	26	\$	500,000			\$	50,000	\$	22,500	\$	50,000	\$	20,250	\$	50,000	\$	20,250	\$	50,000	\$	18,000
20	MISC BUILDING: FORMER POLICE FACILITY	BR	26	\$	1,000,000			\$	50,000	\$	45,000	\$	50,000	\$	42,750	\$	50,000	\$	42,750	\$	50,000	\$	40,500
10	CDP: FILIPPELO (GROVE) INST PLYGRND EQUIP & RESURFACE	BR	26	\$	750,000			\$	75,000	\$	33,750	\$	75,000	\$	30,375	\$	75,000	\$	30,375	\$	75,000	\$	27,000
10	CDP: MOXLEY PARK: DESIGN:FIELD, NETS, BLEACHERS, DUGOUTS	BR	26	\$	250,000			\$	25,000	\$	11,250	\$	25,000	\$	10,125	\$	25,000	\$	10,125	\$	25,000	\$	9,000
15	CDP: VICTORY TRACK, FIELD & CRT RENO-Phase II	BR	26	\$	7,601,000			\$	506,733	\$	342,045	\$	506,733	\$	319,242	\$	506,733	\$	319,242	\$	506,733	\$	296,439
5	IT: INFRASTRUCTURE IMPROVEMENTS	BE	26	\$	200,000			\$	40,000	\$	9,000	\$	40,000	\$	7,200	\$	40,000	\$	7,200	\$	40,000	\$	5,400
5	IT: PERMITTING/TRANSPARENCY DASHBOARDS	BE	26	\$	150,000			\$	30,000	\$	6,750	\$	30,000	\$	5,400	\$	30,000	\$	5,400	\$	30,000	\$	4,050
5	IT: DOCUMENT SCANNING	BE	26	\$	200,000			\$	40,000	\$	9,000	\$	40,000	\$	7,200	\$	40,000	\$	7,200	\$	40,000	\$	5,400
5	IT: MUNIS FINANCIAL SYSTEM ENHANCEMENTS	BE	26	\$	100,000			\$	20,000	\$	4,500	\$	20,000	\$	3,600	\$	20,000	\$	3,600	\$	20,000	\$	2,700
5	IT: PARKER ANNEX TECHNOLOGY	BR	26	\$	200,000			\$	40,000	\$	9,000	\$	40,000	\$	7,200	\$	40,000	\$	7,200	\$	40,000	\$	5,400
5	IT: DIGITAL EQUITY & BROADBAND	BR	26	\$	250,000			\$	50,000	\$	11,250	\$	50,000	\$	9,000	\$	50,000	\$	9,000	\$	50,000	\$	6,750
10	FIRE: PROTECTIVE OUTER GEAR	BE	26	\$	430,000			\$	43,000	\$	19,350	\$	43,000	\$	17,415	\$	43,000	\$	17,415	\$	43,000	\$	15,480
20	LIBRARY: REPAIR/REPLACE ROOF	BR	26	\$	300,000			\$	15,000	\$	13,500	\$	15,000	\$	12,825	\$	15,000	\$	12,825	\$	15,000	\$	12,150
5	LIBRARY: FEAS. STDY FOR LIBRARY EXPANSION	BR	26	\$	100,000			\$	20,000	\$	4,500	\$	20,000	\$	3,600	\$	20,000	\$	3,600	\$	20,000	\$	2,700
5	POLICE: SECURITY SWITCH REPLACEMENT	BE	26	\$	48,100			\$	9,620	\$	2,165	\$	9,620	\$	1,732	\$	9,620	\$	1,732	\$	9,620	\$	1,299
15	DPW ADMIN. BLDG: ROOF REPLACE/SOLAR & SOLAR CANOPY DPW PKG LOT	BR	26	\$	2,000,000			\$	133,333	\$	90,000	\$	133,333	\$	84,000	\$	133,333	\$	84,000	\$	133,333	\$	78,000
5	DPW: ADD EV STATIONS	BR	26	\$	90,000			\$	18,000	\$	4,050	\$	18,000	\$	3,240	\$	18,000	\$	3,240	\$	18,000	\$	2,430
10	FLEET: ROUGH TERRAIN FORKLIFT	BE	26	\$	95,000			\$	9,500	\$	4,275	\$	9,500	\$	3,848	\$	9,500	\$	3,848	\$	9,500	\$	3,420
5	FLEET: SUPERVISOR VEHICLE	BE	26	\$	50,000			\$	10,000	\$	2,250	\$	10,000	\$	1,800	\$	10,000	\$	1,800	\$	10,000	\$	1,350
10	HWY: HOT BOX	BE	26	\$	300,000			\$	30,000	\$	13,500	\$	30,000	\$	12,150	\$	30,000	\$	12,150	\$	30,000	\$	10,800
10	SNOW&ICE: 4X4 SANDER	BE	26	\$	320,000			\$	32,000	\$	14,400	\$	32,000	\$	12,960	\$	32,000	\$	12,960	\$	32,000	\$	11,520
5	CEMETARY: DUMP TRUCK 4X4	BE	26	\$	100,000			\$	20,000	\$	4,500	\$	20,000	\$	3,600	\$	20,000	\$	3,600	\$	20,000	\$	2,700
5	PARKS & FORESTRY: CHIPPER BODY	BE	26	\$	200,000			\$	40,000	\$	9,000	\$	40,000	\$	7,200	\$	40,000	\$	7,200	\$	40,000	\$	5,400
5	PARKS & FORESTRY: PICKUP TRUCK	BE	26	\$	75,000			\$	15,000	\$	3,375	\$	15,000	\$	2,700	\$	15,000	\$	2,700	\$	15,000	\$	2,025
5	REC: AEDS	BE	26	\$	50,000			\$	10,000	\$	2,250	\$	10,000	\$	1,800	\$	10,000	\$	1,800	\$	10,000	\$	1,350
5	PUB. BLDGS: SIDEWALK SNOWBLOWER	BE	26	\$	60,000			\$	12,000	\$	2,700	\$	12,000	\$	2,160	\$	12,000	\$	2,160	\$	12,000	\$	1,620
5	PUB BLDG: EQUIPMENT INVENTORY SYST	BE	26	\$	150,000			\$	30,000	\$	6,750	\$	30,000	\$	5,400	\$	30,000	\$	5,400	\$	30,000	\$	4,050
5	RINK: REBUILD OF COMPRESSORS	BR	26	\$	20,000			\$	4,000	\$	900	\$	4,000	\$	720	\$	4,000	\$	720	\$	4,000	\$	540
5	RINK: UPGRADE INTERNAL LIGHTING TO LED	BR	26	\$	30,000			\$	6,000	\$	1,350	\$	6,000	\$	1,080	\$	6,000	\$	1,080	\$	6,000	\$	810
				\$	17,219,100	\$	-	\$	-	\$	-	\$	1,637,520	\$	774,860	\$	1,637,520	\$	701,171	\$	1,637,520	\$	627,483
5	MT. AUBURN ST NON PARTICIPATORY FUNDS	BR	26	\$	500,000			\$	100,000	\$	22,500	\$	100,000	\$	18,000	\$	100,000	\$	18,000	\$	100,000	\$	13,500
5	STREETS & SIDEWALKS: ORNAMENTAL STREET LIGHTING	BR	26	\$	300,000			\$	60,000	\$	13,500	\$	60,000	\$	10,800	\$	60,000	\$	10,800	\$	60,000	\$	8,100
5	HIGHWAY (CONNECTOR/THROUGHWAYS)	STB	26	\$	2,300,000			\$	460,000	\$	103,500	\$	460,000	\$	82,800	\$	460,000	\$	82,800	\$	460,000	\$	62,100
5	HIGHWAY RECONSTR	STB	26	\$	2,300,000			\$	460,000	\$	103,500	\$	460,000	\$	82,800	\$	460,000	\$	82,800	\$	460,000	\$	62,100
5	STREETS & SIDEWALKS: UNDERGROUND DUCT	BR	26	\$	300,000			\$	60,000	\$	13,500	\$	60,000	\$	10,800	\$	60,000	\$	10,800	\$	60,000	\$	8,100
5	SIDEWALK RECONSTR	SWB	26	\$	575,000			\$	115,000	\$	25,875	\$	115,000	\$	20,700	\$	115,000	\$	20,700	\$	115,000	\$	15,525
				\$	6,275,000	\$	-	\$	-	\$	-	\$	1,255,000	\$	282,375	\$	1,255,000	\$	225,900	\$	1,255,000	\$	169,425
20	MIDDLE: ROOFING REFURBISHING/REPLACEMENT/SOLAR CONST	BR	26	\$	3,500,000			\$	100,000	\$	45,000	\$	100,000	\$	40,500	\$	100,000	\$	40,500	\$	100,000	\$	36,000
10	MIDDLE: REPL AUD/GYM HVAC UNITS	BR	26	\$	1,000,000			\$	20,000	\$	4,500	\$	20,000	\$	3,600	\$	20,000	\$	3,600	\$	20,000	\$	2,700
5	MIDDLE: RELOCATE NURSES OFFICE	BR	26	\$	100,000			\$	19,000	\$	4,275	\$	19,000	\$	3,420	\$	19,000	\$	3,420	\$	19,000	\$	2,565
5	DISTRICT: SECURITY SYSTEM ENHANCEMENTS	BR	26	\$	95,000			\$	19,000	\$	4,275	\$	19,000	\$	3,420	\$	19,000	\$	3,420	\$	19,000	\$	1,710
				\$	4,695,000	\$	-	\$	-	\$	-	\$	139,000	\$	53,775	\$	139,000	\$	47,520	\$	139,000	\$	41,265
5	ADMIN BLDG: LIGHTING FIXTURES & ACCESSIBILITY ISSUES	BR	27	\$	60,000			\$	12,000	\$	2,700	\$	12,000	\$	2,700	\$	12,000	\$	2,700	\$	12,000	\$	2,160
10	ADMIN. BLDG: REPLACE FAN COIL& AHUV	BR	27	\$	900,000			\$	90,000	\$	40,500	\$	90,000	\$	40,500	\$	90,000	\$	40,500	\$	90,000	\$	36,450
5	ADMIN: UPGRADE LIGHTING/ELECTRICAL	BR	27	\$	300,000			\$	60,000	\$	13,500	\$	60,000	\$	10,800	\$	60,000	\$	10,800	\$	60,000	\$	10,800
10	ADMIN: BUILDING RETROCOMMISSIONING UPGRADES	BR	27	\$	250,000			\$	25,000	\$	11,250	\$	25,000	\$	10,125	\$	25,000	\$	10,125	\$	25,000	\$	10,125
5	PARKER:REPLACE RTU HEATING AND COOLING	BR	27	\$	400,000			\$	80,000	\$	18,000	\$	80,000	\$	14,400	\$	80,000	\$	14,400	\$	80,000	\$	14,400
10	PARKER: RETROCOMMISSIONING UPGRADES	BR	27	\$	250,000			\$	25,000														

FY 2025 - 2029
CIP GENERAL FUND COST ANALYSIS

5	IT: DOCUMENT SCANNING	BE	29	\$	200,000																				
5	IT: MUNIS FINANCIAL SYSTEM ENHANCEMENTS	BE	29	\$	100,000																				
5	IT: PARKER ANNEX TECHNOLOGY	BR	29	\$	200,000																				
5	IT: DIGITAL EQUITY & BROADBAND	BR	29	\$	250,000																				
5	FIRE: REPLACE 2 CARDIAC MONITORS	BE	29	\$	100,000																				
5	FIRE: GEAR EXTRACTORS & DRYERS (3 EACH)	BE	29	\$	110,000																				
10	FIRE: SCOTT AIRPAK REPLACEMENT	BE	29	\$	400,000																				
5	POLICE: RETROCOMMISSIONING STUDY/REPAIRS	BR	29	\$	125,000																				
5	POLICE: MOBILE DATA TERMINAL SYSTEM REPLACEMENT	BE	29	\$	158,200																				
5	DPW: ADD EV STATIONS	BR	29	\$	90,000																				
5	DPW: GENERATOR REPLACEMENT	BE	29	\$	200,000																				
5	FLEET: SERVICE TRUCK	BE	29	\$	90,000																				
10	HIGHWAY: DUMP TRUCK WITH SLIDING SANDER & PLOW	BE	29	\$	300,000																				
10	SNOW & ICE: 2 - SALTER 6 WHEELERS	BE	29	\$	600,000																				
5	SNOW & ICE: 4X4 SANDER	BE	29	\$	300,000																				
5	SNOW & ICE: SIDEWALK TRACTOR	BE	29	\$	175,000																				
5	CEMETARY: DUMP TRUCK	BE	29	\$	90,000																				
5	PARKS & FORESTRY: RACK TRUCK	BE	29	\$	150,000																				
5	PARKS & FORESTRY: PICKUP TRUCK	BE	29	\$	75,000																				
5	PARKS & FORESTRY: IRRIGATION INSTALLATION & IMPROVEMENTS	BR	29	\$	100,000																				
5	REC: AEDS	BE	29	\$	50,000																				
5	PUBLIC BLDS: SIDWALK SNOWBLOWER/CABS	BE	29	\$	60,000																				
				\$	10,873,200																				
10	MIDDLE: DESIGN, MODERNIZE & REPLACE ELEVATORS	BR	29	\$	1,200,000																				
5	DISTRICT: SECURITY SYSTEM ENHANCEMENTS	BR	29	\$	95,000																				
				\$	1,295,000																				
5	STREETS & SIDEWALKS: ORNAMENTAL STREET LIGHTING	BR	29	\$	300,000																				
5	HIGHWAY RECONSTRUCTION BONDS	STB	29	\$	2,600,000																				
5	HWY RECONST-CONNECTOR ROADS/LONGER STREETS	STB	29	\$	2,600,000																				
5	SIDEWALK RECONSTRUCTION BONDS	SWB	29	\$	650,000																				
				\$	6,150,000																				
TOTAL PLANNED DEBT				\$	134,929,832	\$	4,070,296	\$	1,737,933	\$	6,458,373	\$	2,283,581	\$	9,489,893	\$	3,103,963	\$	12,376,793	\$	3,499,473	\$	14,815,643	\$	3,632,232
TOTAL PERMANENT DEBT					\$	14,890,000	\$	8,183,801	\$	13,425,000	\$	7,489,426	\$	13,055,000	\$	6,840,600	\$	12,510,000	\$	6,204,153	\$	11,925,000	\$	5,637,167	
TOTAL AUTHORIZED UNISSUED DEBT					\$	2,066,306	\$	2,716,486	\$	3,732,973	\$	4,873,502	\$	3,732,973	\$	4,705,518	\$	3,732,973	\$	4,537,534	\$	3,732,973	\$	4,369,550	
TOTAL PLANNED DEBT (FY25 - FY 29)					\$	4,070,295	\$	1,737,934	\$	6,458,372	\$	2,283,582	\$	9,489,892	\$	3,103,963	\$	12,376,792	\$	3,499,473	\$	14,815,642	\$	3,632,232	
TOTAL					\$	21,026,602	\$	12,638,221	\$	23,616,345	\$	14,646,509	\$	26,277,865	\$	14,650,081	\$	28,619,765	\$	14,241,160	\$	30,473,615	\$	13,638,950	
					\$	33,664,822			\$	38,262,853			\$	40,927,946			\$	42,860,925			\$	44,112,565			

	FY 25		FY 26		FY 27		FY 28		FY 29	
	PRINCIPAL	INTEREST	PRINCIPAL	INTEREST	PRINCIPAL	INTEREST	PRINCIPAL	INTEREST	PRINCIPAL	INTEREST
Permanent Debt/Interest	\$ 5,305,000	\$ 1,041,826	\$ 3,840,000	\$ 818,551	\$ 3,465,000	\$ 640,400	\$ 2,910,000	\$ 475,003	\$ 2,475,000	\$ 346,837
ESCO - Permanent Debt/Interest	\$ 385,000	\$ 108,225	\$ 395,000	\$ 97,125	\$ 400,000	\$ 85,950	\$ 410,000	\$ 74,400	\$ 425,000	\$ 60,980
Three Elem. School & High School Proj. - Permanent Debt/Interest	\$ 9,200,000	\$ 7,033,750	\$ 9,190,000	\$ 6,573,750	\$ 9,190,000	\$ 6,114,250	\$ 9,190,000	\$ 5,654,750	\$ 9,025,000	\$ 5,229,350
TOTAL PERMANENT DEBT/INTEREST	\$ 14,890,000	\$ 8,183,801	\$ 13,425,000	\$ 7,489,426	\$ 13,055,000	\$ 6,840,600	\$ 12,510,000	\$ 6,204,153	\$ 11,925,000	\$ 5,637,167
Street & Sidewalk - Auth/Unissued & Planned	\$ 1,370,000	\$ 375,750	\$ 2,460,000	\$ 559,350	\$ 3,715,000	\$ 731,025	\$ 5,355,000	\$ 932,850	\$ 6,600,000	\$ 972,000
New High School - Authorized/Unissued	\$ 1,992,993	\$ 2,690,540	\$ 3,659,659	\$ 4,850,855	\$ 3,659,659	\$ 4,686,171	\$ 3,659,659	\$ 4,521,486	\$ 3,659,659	\$ 4,356,801
Other Debt - Authorized/Unissued & Planned	\$ 2,773,610	\$ 1,388,129	\$ 4,071,687	\$ 1,746,877	\$ 5,848,207	\$ 2,392,286	\$ 7,095,107	\$ 2,582,671	\$ 8,288,957	\$ 2,672,982
TOTAL AUTHORIZED/UNISSUED & PLANNED DEBT	\$ 6,136,603	\$ 4,454,419	\$ 10,191,346	\$ 7,157,082	\$ 13,222,866	\$ 7,809,481	\$ 16,109,766	\$ 8,037,007	\$ 18,548,616	\$ 8,001,783
TOTAL PERMANENT, AUTH./UNISSUED & PLANNED DEBT	\$ 21,026,603	\$ 12,638,220	\$ 23,616,346	\$ 14,646,508	\$ 26,277,866	\$ 14,650,081	\$ 28,619,766	\$ 14,241,160	\$ 30,473,616	\$ 13,638,950
	\$ 33,664,822		\$ 38,262,853		\$ 40,927,946		\$ 42,860,925		\$ 44,112,565	