



Watertown City Council

Administration Building
149 Main Street
Watertown, MA 02472
Phone: 617-972-6470

ELECTED
OFFICIALS:

Mark S. Sideris,
Council President

Vincent J. Piccirilli,
Jr.,
Vice President &
District C Councilor

John M. Airasian,
Councilor At Large

Caroline Bays,
Councilor At Large

John G. Gannon,
Councilor At Large

Anthony Palomba,
Councilor At Large

Nicole Gardner,
District A Councilor

Lisa J. Feltner,
District B Councilor

Emily Izzo,
District D Councilor

Committee of the Budget and Fiscal Oversight **Meeting: Meetings of February 13, February 24 and March 3, 2025** **Report: March 11, 2025**

The purpose of these meetings was to review Watertown's FY2026-FY2030 Capital Improvement Program (CIP) dated January 28, 2025 as submitted by the City Manager to the City Council, and to make conceptual recommendations to the City Council. (see <https://portal.laserfiche.com/Portal/DocView.aspx?id=106585&repo=r-5ece5628>)

The Committee convened on Thursday, February 13 at 6:00 pm in the Louis P. Andrews Upper Conference Room, as a hybrid meeting with remote participation by zoom. Present were Vincent Piccirilli, Chair; Emily Izzo, Vice Chair and Nicole Gardner, Secretary. Staff present were City Manager George Proakis, City Auditor Megan Langan, Treasurer/Collector Melissa Morrissey, and Assistant City Manager for Community Development and Planning Steven Magoon. Also present were Councilor Caroline Bays and resident Elodia Thomas. Present by zoom were Fire Chief Ryan Nicholson, Library Director Kim Long, Councilor John Gannon, and resident David Stokes.

Ms. Langan distributed the Cost Analysis (Attachment A), Actual & Projected Debt worksheets for the General Fund (Attachment B), the FY26-FY30 Water & Sewer Enterprise Fund CIP (Attachment C), and Actual & Projected Debt worksheets (Attachment D). The Water & Sewer Enterprise Fund Actual & Projected Debt worksheet was updated on March 3, and the attachment reflects the final version.

Mr. Proakis began with an overview of the Fiscal Year 2026-2030 Capital Improvement Program memo, with the following key points:

1. The Middle School renovation project, which was given a high priority by the City Council on November 19, 2024, requires an aggressive funding schedule, and moving or deferring some other projects to accommodate it.
2. Staff reviewed all prior planned debt prior to FY25, and recommend deferring \$11.8M in projects, and eliminating \$13.2M in projects, as shown in the table on page 6.
3. The status of all park projects was reviewed in CIP Appendix A/page 8.
4. The status of all current and prior year projects was reviewed in CIP Appendix B/pages 8-9.

Next, Mr. Proakis walked through all sections of the CIP, for Committee discussion, except Schools and DPW, which will be discussed at the next meeting.

Regarding Victory Field Phase 2, the Committee asked for a more detailed update of changes from the 75% design meeting, and the comments from the School Committee. Regarding the Parker Annex 2nd floor renovations, the Committee asked for a more detailed update of the scope of work and related code upgrades. The Manager subsequently provided two memos to the City Council on February 25.

The meeting adjourned at 8:21 pm.

The Committee reconvened on Monday, February 24, at 6:30 pm in the Louis P. Andrews Upper Conference Room, as a hybrid meeting with remote participation by zoom. Present were Mr. Piccirilli, Ms. Izzo with Ms. Gardner attending by zoom. Staff present were Mr. Proakis, Ms. Langan, Ms. Morrissey, Assistant City Manager for Finance Ari Sky, Director of Public Buildings Denise Moroney, DPW Director Thomas Brady, DPW Director of Administration & Finance Michael Albano, and Council Analyst Doug Newton. Also present were Council President Mark Sideris, Councilors Caroline Bays and Anthony Palomba, and residents David Stokes and Peter Centola. Present by zoom was WPS Director of Finance and Operations Lisa Gibbons.

The School Department went first, with Ms. Moroney reviewing the CIP requests. Two highlights:

1. With the planned Middle School project, and all the other new buildings, there is not a lot of other requests, except some critical Phillips School maintenance.
2. In FY26 there is a total of \$1,285,000 in projects TBD that cannot be funded at this time due to the proposed Middle School project, and will need to be deferred to future years, or funded by the School Department if they have unexpended funds at the end of the year.

The Department of Public Works went next. Mr. Brady and Mr. Albano gave a presentation on the CIP requests (Attachment E). Three key highlights:

1. The Committee discussed the status of road projects, and asked the DPW to come up with an action plan to get construction back on schedule, such as the FY24 road project, Springfield & Forest Streets, Riverside St, and Fifth Ave. This will require further research and discussion.
2. The Water/Sewer CIP had some older proposed loan orders planned for equipment to be purchased in FY17 and FY24, and the Committee asked if the DPW needed these, and if so, are the estimated purchase costs still realistic, and to report back at the next meeting.
3. The meeting to discuss the use of Fair Share Amendment money has not yet been held, due to the departure of the previous DPW Director. This is still ongoing, and will include proposed appropriations for FY26, although the Governor has not yet announced the amount.

The meeting adjourned at 8:11 pm.

The Committee reconvened on Monday, March 3 at 6:00 pm in the Louis P. Andrews Upper Conference Room, as a hybrid meeting with remote participation by zoom. Present were Mr. Piccirilli, Ms. Izzo and Ms. Gardner. Staff present were Mr. Proakis, Ms. Langan, Mr. Sky, and Ms. Morrissey. Also present were Councilors Caroline Bays, Lisa Feltner and Anthony Palomba, and residents Peter Centola and Trevor Zandi. Present by zoom were Mr. Albano, resident David Stokes, and Councilor John Gannon.

Mr. Sky provided a memo with additional information about the Parker Annex renovations with the most current cost estimates, and the source of funding (Attachment F).

Next, Mr. Piccirilli distributed a draft of recommendations to the Committee which included all prior discussions. The Committee reviewed and revised them and agreed on the final wording as follows:

1. Confirm canceling the prior recommendation to proceed with the FY18 proposed design loan order for \$325,000, and the FY20 proposed construction loan order for \$3,000,000, the for the Community Path from Saltonstall Park to Taylor St, to be integrated with Watertown Square Project, as this is now shown to be brought forward for new loan orders in FY28 for \$325,000 and FY29 for \$3,000,000.

2. Due to upcoming Middle School Building Project, confirm canceling the prior recommendation to proceed with the FY22 proposed loan order for Various School Improvements in the Middle School for \$2,765,000 consisting of:
 - Upgrade phone system @ 50,000
 - Remodel bathrooms (8) @ 210,000
 - New fire protection system @ 2,000,000
 - First and Second floor air-conditioning @ 505,000
3. Confirm canceling the prior recommendation to proceed with the FY22 proposed loan order for \$700,000, for Sullivan Playground Improvements to tot lot and walkways, as this is now shown to be brought forward for a new loan order in FY27 for \$550,000.
4. Confirm canceling the prior recommendation to proceed with the FY22 proposed design loan order for \$375,000, and the FY23 proposed construction loan order for \$4,000,000, for the Victory Field Phase 3 Fieldhouse, as this is now shown to be brought forward for new loan orders in FY27 for \$125,000 and FY28 for \$4,000,000.
5. Confirm the prior recommendation to proceed with the FY23 \$500,000 proposed loan order for Information Technology, consisting of:
 - Infrastructure Improvements @ 300,000
 - Permitting and Transparency Dashboards @ 100,000
 - Document Scanning @ 100,000
6. Confirm the prior recommendation to proceed with the FY23 \$200,000 proposed loan order to replace Library boilers and pumps.
7. Confirm the prior recommendation to proceed with the FY23 proposed loan order for \$500,000 for the How Park new playground equipment and resurfacing, noting this will require additional CIP funds with a supplemental loan order in FY26 for \$650,000, subject to the condition that the Administration shall have an informational presentation to the City Council, for construction in Summer 2025.
8. Due to upcoming Middle School Building Project, confirm canceling the prior recommendation to proceed with the School Department's FY23 proposed loan order for Improvements in the Middle School for \$395,000 consisting:
 - Design Courtyard & Exterior Grounds Landscape @ 120,000
 - Renovate Courtyard & Exterior Grounds Landscape @ 275,000
9. For the School Department's FY24 proposed loan order for Various School Improvements:
 - Confirm the prior recommendation to proceed with the District security systems enhancements for \$95,000.
 - Cancel the prior recommendation Middle School construction HVAC Basement for \$72,000 due to upcoming Middle School Building Project.

10. Confirm the prior recommendation to proceed with the FY24 \$1,275,000 proposed loan orders for Parker Annex Renovation Projects, consisting of:
 - Replace Main Electrical Service @ 100,000
 - Install Building Generator @ 300,000
 - Point/Repair Masonry Façade @ 125,000
 - Install Fire Suppression System @ 750,000
11. Confirm the prior recommendation to proceed with the FY24 \$1,138,432 proposed loan orders for Information Technology, consisting of:
 - Infrastructure Improvements @ 138,432
 - Permitting and Transparency Dashboards @ 150,000
 - Document Scanning @ 200,000
 - MUNIS System Enhancements @ 150,000
 - Parker Annex Technology @ 500,000
12. Confirm the prior recommendation to proceed with the FY24 \$310,000 proposed loan orders for the Fire Department, consisting of:
 - Main Station Interior Repairs @ 100,000
 - Main Station Emergency Generator Replacement @ 90,000
 - Station Alerting System @ 120,000
13. Confirm the prior recommendation to proceed with the FY24 \$786,300 proposed loan order for Library Improvements, consisting of:
 - Design/Engineer Chiller & Roof Top Units @ 50,000
 - Design Heating System & Controls Replacement @120,000
 - Replace Chiller @ 200,000
 - Replace Roof Top Units/Compressors @ 416,300
14. Confirm the prior recommendation to proceed with the FY24 \$37,000 proposed loan order or transfer of funds for the Police Department, to Replace Access Control/Building Video System Servers.
15. Confirm the prior recommendation to proceed with the FY24 \$2,100,000 proposed loan order for connector roads/longer street projects, in accordance with the Public Works Committee report approved by the City Council on December 13, 2022 for reconstruction of Forest and Springfield Streets in 2025.
16. Confirm the prior recommendation to proceed with the FY25 \$2,217,000 proposed loan order for Parker Annex Second Floor Renovations, noting this will require additional CIP funds with a supplemental loan order in FY26 for \$230,000.
17. Confirm the prior recommendation to proceed with the FY25 \$350,000 proposed loan order for Commander's Mansion Elevator.
18. Confirm the prior recommendation to proceed with the FY25 \$960,000 proposed loan order for Bemis Park Playground equipment & surface, and spray park, subject to the condition that the

Administration shall have an informational presentation to the City Council, for construction in Summer 2025.

19. Confirm the prior recommendation to proceed with the FY25 \$1,100,000 proposed loan order for Information Technology, consisting of:
 - Infrastructure Improvements @ 200,000
 - Permitting and Transparency Dashboards @ 150,000
 - Document Scanning @ 200,000
 - MUNIS Financial System Enhancements @ 100,000
 - Parker Annex Technology @ 200,000
 - Digital Equity and Broadband @ 250,000
20. Confirm the prior recommendation to proceed with the FY25 \$130,800 proposed loan order for the Fire Department Main & North Stations Apparatus Doors.
21. Confirm the prior recommendation to proceed with the FY25 \$693,000 proposed loan order for the Police Department, consisting of:
 - Replace Training Simulator Computer System @ 93,000
 - Firing Range HVAC Upgrade @ 600,000
22. Confirm the prior recommendation to proceed with the FY25 \$650,000 proposed loan order for the Public Buildings Department for the roof replace/solar & Solar Canopy at the DPW parking lot.
23. Confirm the prior recommendation to proceed with the FY25 \$417,000 proposed loan order for the Public Works Department, consisting of:
 - Highway Skid Steer @ 65,000
 - Snow & Ice Loader $\frac{3}{4}$ yard @ 107,000
 - Cemetery Off-road Utility Vehicles (2) @ 30,000
 - Cemetery Backhoe @ 140,000
 - Tree Chipper @ 75,000
24. For the School Department's FY25 proposed loan order for Various School Improvements:
 - Confirm the prior recommendation to proceed with the District security systems enhancements for \$95,000.
 - Cancel the prior recommendation for \$920,000 due to upcoming Middle School Building Project consisting of:
 - i. Middle School remodel 8 bathrooms @ 120,000
 - ii. Middle School roof refurbishing/replacement/solar @ 500,000
 - iii. Middle School design/replace Auditorium/Gym HVAC @ 200,000
 - iv. Middle School Main Office Conference Room @ 100,000
25. Confirm the prior recommendation to proceed with the FY25 \$40,000 proposed loan order or transfer of funds for the Skating Rink Enclosure Soffits/outside walls.
26. Proceed with the FY25 \$2,750,000 proposed loan order for local road construction projects in the summer of 2025, in accordance with the Public Works Committee Report approved by the City Council on November 26, 2024.

27. Confirm the prior recommendation to proceed with the FY25 \$2,200,000 proposed loan order for connector roads/longer street projects, in accordance with the Public Works Committee report approved by the City Council on December 13, 2022 for reconstruction of Riverside Street in 2026.
28. Confirm the prior recommendation to proceed with the FY25 \$500,000 proposed loan order for Mt Auburn Street Non-participatory funds.
29. Proceed with the FY26 \$300,000 proposed loan order for Administration Building Additional Roof/Masonry.
30. Proceed with the FY26 \$3,561,000 proposed loan order for Parker Annex Renovation Projects, consisting of:
 - Second Floor Renovations additional funds @ 230,000
 - ADA/Code Update Requirements @ 2,106,000
 - Retro-commissioning Study @ 75,000
 - Retro-commissioning Upgrades @ 800,000
 - Masonry Additional Costs @ 350,000
31. Proceed with the FY26 \$650,000 proposed loan order for How Park new playground equipment and resurfacing additional funds, for construction in Summer 2025.
32. Proceed with the FY26 loan order for \$11,000,000 for Victory Field Phase 2 (in accordance with the Final Report of the Ad Hoc Committee on Victory Field Phase 2 dated June 28, 2018 as approved by the City Council on August 14, 2018, with feedback from the 75% design final community meeting as noted in the Manager's memo February 18, 2025, for construction in Summer 2025.
33. Proceed with the FY26 \$40,000 proposed loan order or transfer of funds for Recreation Facilities AEDs.
34. Proceed with the FY26 \$850,000 proposed loan order for Information Technology, consisting of:
 - Infrastructure Improvements @ 200,000
 - Permitting and Transparency Dashboards @ 150,000
 - Document Scanning @ 200,000
 - MUNIS Financial System Enhancements @ 100,000
 - Parker Annex Technology @ 50,000
 - Digital Equity and Broadband @ 150,000
35. Proceed with the FY26 \$697,000 proposed loan order for the Fire Department, consisting of:
 - East End Fire Station HVAC/Plumbing @ 126,000
 - East End Fire Station Painting-Carpet-Lighting @ 121,000
 - Firefighter Protective Outer Gear @ 450,000
36. Proceed with the FY26 \$1,667,000 proposed loan order for the Police Department, consisting of:
 - Video System Security Replacement @ 48,000
 - Level 3 EV Charging Station @ 1,585,000
 - Security Switch Replacement @ 34,000

37. Proceed with the FY26 \$1,000,000 proposed loan order for the Public Works Department, consisting of:
- Traffic Supervisor vehicle #C10 @ 80,000
 - Highway Hot Box #49 @ 300,000
 - Snow & Ice 4x4 Sander #37 @ 320,000
 - Cemetery Dump Truck #202 @ 100,000
 - Parks & Forestry Chipper Body #74 @ 200,000
38. Proceed with the FY26 \$2,500,000 proposed loan order for the Public Buildings Department, consisting of:
- Vehicles & Snow Equipment @ 60,000
 - Inventory Equipment @ 150,000
 - Add EV Stations @ 90,000
 - DPW Roof replace/solar & Solar Canopy DPW parking lot @ 2,000,000
 - DPW Garage Fan & Doors @ 200,000
39. Proceed with the FY26 \$55,000 proposed loan order or transfer of funds for the Skating Rink, consisting of:
- Rebuild of Compressors @ 25,000
 - Upgrade of Internal Lighting to LED @ 30,000
40. For the Watertown Middle School partial reconstruction, which is the final Building for the Future project, and which is proposed using a combination of \$14.7M in stabilization funds & free cash, and \$70M in loans, proceed with the FY26 proposed loan order of \$10,000,000, subject to the completion of the Feasibility Study by the School Building Committee. If the Feasibility Study determines that the project cannot be completed as proposed, further discussion will be required to determine an alternate path forward and its impact on the CIP.
41. Proceed with the School Department's FY26 capital appropriation request of \$472,000 for projects as shown in the CIP as follows:
- \$155,000 for various items to be funded with tax revenues, consisting of:
 - i. District update food service equipment @ 30,000
 - ii. District interior painting @125,000
 - A proposed loan order for Various School Improvements for \$317,000 consisting of:
 - i. Phillips School Masonry Repairs @ 222,000
 - ii. District security systems enhancements @ 95,000
 - It is agreed the remaining School Capital Items requested in FY26, totaling \$1,285,000, cannot be funded at this time due to the proposed Middle School project, and will need to be deferred to future years, or funded by the School Department if they have unexpended funds at the end of the year.

42. Refer to the Public Works Committee, for policy guidance, in accordance with Resolution 2013-76 *Watertown's Ongoing Capital Project Budget Guidelines*:
- The FY26 \$2,875,000 proposed loan order for local road construction projects in the summer of 2026.
 - The FY26 \$2,300,000 proposed loan order for connector roads/longer street projects for the summer of 2026.
43. Proceed with the additional FY26 Streets & Sidewalk proposed loan orders:
- Underground Ducts for Utilities for \$300,000
 - Ornamental Street Lighting for \$300,000
 - Mt Auburn Street Non-participatory funds for \$500,000
44. Refer to the Public Works Committee, for policy guidance, plans for the FY26 \$390,000 Chapter 90 Fair Share Amendment Appropriation.

Water/Sewer Enterprise Fund CIP

45. Confirm the prior recommendation to proceed with the FY19 proposed Sewer Enterprise Fund loan order for \$394,000 for a Heavy-duty Crane. *Note: price updated from \$270,00 with current quote.*
46. Confirm the prior recommendation to proceed with FY24 \$879,000 Sewer Enterprise Fund proposed loan orders:
- Sewer Vac @ 624,000 *Note: price updated from \$430,00 with current quote.*
 - Swap Dump Truck @ 255,000 *Note: price updated from \$190,00 with current quote.*
47. Confirm the prior recommendation to proceed with the FY25 Water & Sewer Enterprise Funds proposed MWRA loan order:
- Sewer Inflow & Infiltration Local Financial Assistance Program (I&I) for \$1,320,000 consisting of a \$990,000 grant and a 330,000 interest-free loan.
48. Confirm the prior recommendation to proceed with the FY25 Sewer Enterprise Fund proposed loan order for \$320,000 consisting of:
- 35 GVW Service Truck @ 170,000
 - Sewer Pump/Trailer @ 150,000
49. Confirm the prior recommendation to proceed with the FY25 Water Enterprise Fund proposed loan order for \$80,000 for Utility Truck.
50. Proceed with the FY26 Water & Sewer Enterprise Funds proposed MWRA loan orders:
- Sewer Inflow & Infiltration Local Financial Assistance Program (I&I) for \$1,320,000 consisting of a \$990,000 grant and a 330,000 interest-free loan.
 - Local Water System Assistance Program (LWSAP) \$500,000 interest-free loan to replace outdated unlined cast iron water mains.
 - Lead Loan Program (LLP) \$300,000 interest-free loan to replace lead service lines.
51. Proceed with the FY26 Sewer Enterprise Fund proposed loan order for \$940,000 consisting of:
- Sewer system improvements @ 750,000
 - Service Response Truck #60 @ 190,000

Next, the Committee discussed the summary of total proposed capital spending for FY26, with the following numbers provided by Ms. Langan:

Three Elementary School Project & High School Project (related Permanent Debt Service)	19,279,050.00
High School Project (related Auth/Unissued Debt Service)	3,916,667.00
Total Building for the Future FY26 capital spending:	23,195,717.00
All other FY26 capital spending (Debt Service + Transfer to Capital Projects)	15,294,496.00
The total FY26 estimated capital spending	38,490,213.00
FY26 revenue projection in the October 22, 2024 Preliminary Budget Overview:	214,668,761.00
Current FY26 Local Aid estimate increase (16,926,406 - 16,597,664)	328,742.00
Revised FY26 revenue projection:	214,997,503.00

Based on the revised FY26 revenue projection, the total proposed FY26 capital spending would be 17.9% of the operating budget, or 7.1% without the "Building for the Future" initiative.

- ➔ **ACTION ITEM** - Councilor Gardner made a motion, seconded by Councilor Izzo, to ask the City Council to adopt the above 51 conceptual recommendations. Voted 3-0

- ➔ **ACTION ITEM:** Councilor Gardner made a motion, seconded by Councilor Izzo, to ask the City Council to recommend that the City Manager maintain the FY2026 capital spending so that it does not exceed 8% of the submitted FY2026 operating budget, in order to meet the City Council's Budget Policy Guideline that the City should seek to make capital expenditures (including debt and exclusive of the school Building for the Future Initiative funding and enterprise funds) equal to at least 7.5-8% of the operating budget. Voted 3-0

Finally, Mr. Centola presented a letter regarding parks projects and asked to speak. (Attachment G) The Committee discussed his request about accelerating the installing of AEDs in parks, and the Committee asked the Administration to evaluate the 5-year timeline, the plan of construction, the proposed locations for the equipment, and an inventory of where AEDs were already installed in City buildings, and report back to the Council.

The Committee adjourned at 7:54 pm.

This report was prepared by Vincent Piccirilli and edited by Nicole Gardner.

Attachments:

- A. CIP FY26 to FY30 Cost Analysis
- B. General Fund Debt Financing
- C. FY2026-FY2030 Water & Sewer Enterprise Fund CIP
- D. Water & Sewer Enterprise Debt Financing
- E. DPW CIP Presentation
- F. Parker Building Funding Renovations
- G. Peter Centola Letter

City of Watertown
CIP FY26 TO FY30 Cost Analysis

AUTHORIZED UNISSUED DEBT		FY	COST	FY 26		FY 27		FY 28		FY 29		FY 30		
				PRINCIPAL	INTEREST	PRINCIPAL	INTEREST	PRINCIPAL	INTEREST	PRINCIPAL	INTEREST	PRINCIPAL	INTEREST	
15	MIDDLE: HVAC (VRF) 1ST FLOOR & basement	BR	23	\$ 945,000	\$ 63,000	\$ 42,525	\$ 63,000	\$ 39,690	\$ 63,000	\$ 36,855	\$ 63,000	\$ 34,020	\$ 63,000	\$ 31,185
					\$ 63,000	\$ 42,525	\$ 63,000	\$ 39,690	\$ 63,000	\$ 36,855	\$ 63,000	\$ 34,020	\$ 63,000	\$ 31,185
5	HIGHWAY (CONNECTOR/THROUGHWAYS) Morse	STB	24	\$ 2,000,000	\$ 400,000	\$ 90,000	\$ 400,000	\$ 72,000	\$ 400,000	\$ 54,000	\$ 400,000	\$ 36,000	\$ 400,000	\$ 18,000
				\$ 2,000,000	\$ 400,000	\$ 90,000	\$ 400,000	\$ 72,000	\$ 400,000	\$ 54,000	\$ 400,000	\$ 36,000	\$ 400,000	\$ 18,000
30	NEW HIGH SCHOOL BUILDING - CONSTR.	BR	24	\$ 50,000,000	\$ 1,666,667	\$ 2,250,000	\$ 1,666,667	\$ 2,175,000	\$ 1,666,667	\$ 2,100,000	\$ 1,666,667	\$ 2,025,000	\$ 1,666,667	\$ 1,950,000
				\$ 50,000,000	\$ 1,666,667	\$ 2,250,000	\$ 1,666,667	\$ 2,175,000	\$ 1,666,667	\$ 2,100,000	\$ 1,666,667	\$ 2,025,000	\$ 1,666,667	\$ 1,950,000
5	STREETS & SIDEWALKS:UNDERGROUND DUCT FOR UTILITIES	BR	24	\$ 300,000	\$ 60,000	\$ 13,500	\$ 60,000	\$ 10,800	\$ 60,000	\$ 8,100	\$ 60,000	\$ 5,400	\$ 60,000	\$ 2,700
				\$ 300,000	\$ 60,000	\$ 13,500	\$ 60,000	\$ 10,800	\$ 60,000	\$ 8,100	\$ 60,000	\$ 5,400	\$ 60,000	\$ 2,700
10	HIGHWAY RACK TRUCK	BE	24	\$ 150,000	\$ 15,000	\$ 6,750	\$ 15,000	\$ 6,075	\$ 15,000	\$ 5,400	\$ 15,000	\$ 4,725	\$ 15,000	\$ 4,050
10	HIGHWAY CREW TRUCK	BE	24	\$ 180,000	\$ 18,000	\$ 8,100	\$ 18,000	\$ 7,290	\$ 18,000	\$ 6,480	\$ 18,000	\$ 5,670	\$ 18,000	\$ 4,860
10	SNOW&ICE: SALTER 6 WHEELER	BE	24	\$ 300,000	\$ 30,000	\$ 13,500	\$ 30,000	\$ 12,150	\$ 30,000	\$ 10,800	\$ 30,000	\$ 9,450	\$ 30,000	\$ 8,100
10	PROP/BLDG: HEAVY DUTY 4X4 FORKLIFT	BE	24	\$ 100,000	\$ 10,000	\$ 4,500	\$ 10,000	\$ 4,050	\$ 10,000	\$ 3,600	\$ 10,000	\$ 3,150	\$ 10,000	\$ 2,700
10	PARKS & FORESTRY: TREE CHIPPER	BE	24	\$ 75,000	\$ 7,500	\$ 3,375	\$ 7,500	\$ 3,038	\$ 7,500	\$ 2,700	\$ 7,500	\$ 2,363	\$ 7,500	\$ 2,025
10	PARKS & FORESTRY: UTILITY TRUCK	BE	24	\$ 65,000	\$ 6,500	\$ 2,925	\$ 6,500	\$ 2,633	\$ 6,500	\$ 2,340	\$ 6,500	\$ 2,048	\$ 6,500	\$ 1,755
5	CEMETERY: OFF ROAD UTILITY VEH	BE	23	\$ 30,000	\$ 6,000	\$ 1,350	\$ 6,000	\$ 1,080	\$ 6,000	\$ 810	\$ 6,000	\$ 540	\$ 6,000	\$ 270
				\$ 900,000	\$ 93,000	\$ 40,500	\$ 93,000	\$ 36,315	\$ 93,000	\$ 32,130	\$ 93,000	\$ 27,945	\$ 93,000	\$ 23,760
5	DPW Water Heater Replacement	BR	24	\$ 65,550	\$ 13,110	\$ 2,950	\$ 13,110	\$ 2,360	\$ 13,110	\$ 1,770	\$ 13,110	\$ 1,180	\$ 13,110	\$ 590
				\$ 65,550	\$ 13,110	\$ 2,950	\$ 13,110	\$ 2,360	\$ 13,110	\$ 1,770	\$ 13,110	\$ 1,180	\$ 13,110	\$ 590
5	FIRE: AMBULANCE	BE	25	\$ 500,000	\$ 100,000	\$ 22,500	\$ 100,000	\$ 18,000	\$ 100,000	\$ 13,500	\$ 100,000	\$ 9,000	\$ 100,000	\$ 4,500
				\$ 500,000	\$ 100,000	\$ 22,500	\$ 100,000	\$ 18,000	\$ 100,000	\$ 13,500	\$ 100,000	\$ 9,000	\$ 100,000	\$ 4,500
15	FIRE: ENGINE 1 TRUCK REPLACEMENT	BE	25	\$ 885,000	\$ 59,000	\$ 39,825	\$ 59,000	\$ 37,170	\$ 59,000	\$ 34,515	\$ 59,000	\$ 31,860	\$ 59,000	\$ 29,205
				\$ 885,000	\$ 59,000	\$ 39,825	\$ 59,000	\$ 37,170	\$ 59,000	\$ 34,515	\$ 59,000	\$ 31,860	\$ 59,000	\$ 29,205
5	DPW ADMIN:ADD EV STATIONS	BR	24/25	\$ 180,000	\$ 36,000	\$ 8,100	\$ 36,000	\$ 6,480	\$ 36,000	\$ 4,860	\$ 36,000	\$ 3,240	\$ 36,000	\$ 1,620
				\$ 180,000	\$ 36,000	\$ 8,100	\$ 36,000	\$ 6,480	\$ 36,000	\$ 4,860	\$ 36,000	\$ 3,240	\$ 36,000	\$ 1,620
TOTAL AUTHORIZED UNISSUED DEBT				\$ 54,830,550	\$ 2,490,777	\$ 2,509,900	\$ 2,490,777	\$ 2,397,815	\$ 2,490,777	\$ 2,285,730	\$ 2,490,777	\$ 2,173,645	\$ 2,490,777	\$ 2,061,560
PLANNED DEBT														
10	CDP: HOW PARK PLAYGROUND	BR	23	\$ 500,000	\$ 50,000	\$ 22,500	\$ 50,000	\$ 20,250	\$ 50,000	\$ 18,000	\$ 50,000	\$ 15,750	\$ 50,000	\$ 13,500
5	IT: INFRASTRUCTURE IMPROVEMENTS	BE	23	\$ 300,000	\$ 60,000	\$ 13,500	\$ 60,000	\$ 10,800	\$ 60,000	\$ 8,100	\$ 60,000	\$ 5,400	\$ 60,000	\$ 2,700
5	IT: PERMITTING/TRANSPARENCY DASHBRDS	BE	23	\$ 100,000	\$ 20,000	\$ 4,500	\$ 20,000	\$ 3,600	\$ 20,000	\$ 2,700	\$ 20,000	\$ 1,800	\$ 20,000	\$ 900
5	IT: DOCUMENT SCANNING	BE	23	\$ 100,000	\$ 20,000	\$ 4,500	\$ 20,000	\$ 3,600	\$ 20,000	\$ 2,700	\$ 20,000	\$ 1,800	\$ 20,000	\$ 900
20	LIBRARY: REPLACE BOILERS & PUMPS	BR	23	\$ 200,000	\$ 10,000	\$ 9,000	\$ 10,000	\$ 8,550	\$ 10,000	\$ 8,100	\$ 10,000	\$ 7,650	\$ 10,000	\$ 7,200
				\$ 1,200,000	\$ 160,000	\$ 54,000	\$ 160,000	\$ 46,800	\$ 160,000	\$ 39,600	\$ 160,000	\$ 32,400	\$ 160,000	\$ 25,200
5	PARKER: REPLACE MAIN ELECTRICAL SERVICE	BR	24	\$ 100,000	\$ 20,000	\$ 4,500	\$ 20,000	\$ 3,600	\$ 20,000	\$ 2,700	\$ 20,000	\$ 1,800	\$ 20,000	\$ 900
5	PARKER:INSTALL BUILDING GENERATOR	BR	24	\$ 300,000	\$ 60,000	\$ 13,500	\$ 60,000	\$ 10,800	\$ 60,000	\$ 8,100	\$ 60,000	\$ 5,400	\$ 60,000	\$ 2,700
5	PARKER:POINT/REPAIR EXT MASONARY FAÇADE	BR	24	\$ 125,000	\$ 25,000	\$ 5,625	\$ 25,000	\$ 4,500	\$ 25,000	\$ 3,375	\$ 25,000	\$ 2,250	\$ 25,000	\$ 1,125
15	PARKER:INSTALL FIRE SUPPRESSION SYSTEM	BR	24	\$ 750,000	\$ 50,000	\$ 33,750	\$ 50,000	\$ 31,500	\$ 50,000	\$ 29,250	\$ 50,000	\$ 27,000	\$ 50,000	\$ 24,750
5	IT: INFRASTRUCTURE IMPROVEMENTS	BE	24	\$ 138,432	\$ 27,686	\$ 6,229	\$ 27,686	\$ 4,984	\$ 27,686	\$ 3,738	\$ 27,686	\$ 2,492	\$ 27,686	\$ 1,246
5	IT: PERMITTING/TRANSPARENCY DASHBOARDS	BE	24	\$ 150,000	\$ 30,000	\$ 6,750	\$ 30,000	\$ 5,400	\$ 30,000	\$ 4,050	\$ 30,000	\$ 2,700	\$ 30,000	\$ 1,350
5	IT: DOCUMENT SCANNING	BE	24	\$ 200,000	\$ 40,000	\$ 9,000	\$ 40,000	\$ 7,200	\$ 40,000	\$ 5,400	\$ 40,000	\$ 3,600	\$ 40,000	\$ 1,800
5	IT: MUNIS FINANCIAL SYSTEM ENHANCEMENTS	BE	24	\$ 150,000	\$ 30,000	\$ 6,750	\$ 30,000	\$ 5,400	\$ 30,000	\$ 4,050	\$ 30,000	\$ 2,700	\$ 30,000	\$ 1,350
5	IT: PARKER ANNEX TECHNOLOGY	BR	24	\$ 500,000	\$ 100,000	\$ 22,500	\$ 100,000	\$ 18,000	\$ 100,000	\$ 13,500	\$ 100,000	\$ 9,000	\$ 100,000	\$ 4,500
5	FIRE: MAIN STATION INTERIOR REPAIRS	BE	24	\$ 100,000	\$ 20,000	\$ 4,500	\$ 20,000	\$ 3,600	\$ 20,000	\$ 2,700	\$ 20,000	\$ 1,800	\$ 20,000	\$ 900
5	FIRE: MAIN STN. REPLACE EMERG GEN	BE	24	\$ 90,000	\$ 18,000	\$ 4,050	\$ 18,000	\$ 3,240	\$ 18,000	\$ 2,430	\$ 18,000	\$ 1,620	\$ 18,000	\$ 810
5	FIRE: MAIN STATION ALERTING SYSTEM	BE	24	\$ 120,000	\$ 24,000	\$ 5,400	\$ 24,000	\$ 4,320	\$ 24,000	\$ 3,240	\$ 24,000	\$ 2,160	\$ 24,000	\$ 1,080
5	LIBRARY: DESIGN/ENGINEER CHILLER & ROOF TOP UNITS	BR	24	\$ 50,000	\$ 10,000	\$ 2,250	\$ 10,000	\$ 1,800	\$ 10,000	\$ 1,350	\$ 10,000	\$ 900	\$ 10,000	\$ 450
5	LIBRARY:DESIGN HEATING SYSTEM & CONTROLS REPLACMENT	BR	24	\$ 120,000	\$ 24,000	\$ 5,400	\$ 24,000	\$ 4,320	\$ 24,000	\$ 3,240	\$ 24,000	\$ 2,160	\$ 24,000	\$ 1,080
20	LIBRARY:REPLACE CHILLER	BR	24	\$ 200,000	\$ 10,000	\$ 9,000	\$ 10,000	\$ 8,550	\$ 10,000	\$ 8,100	\$ 10,000	\$ 7,650	\$ 10,000	\$ 7,200
5	LIBRARY:REPL ROOF TOP UNITS/COMPRESSORS	BR	24	\$ 416,300	\$ 83,260	\$ 18,734	\$ 83,260	\$ 14,987	\$ 83,260	\$ 11,240	\$ 83,260	\$ 7,493	\$ 83,260	\$ 3,747
5	POLICE: REPL ACCESS CONTRL BLD VIDEO SYS SERV	BE	24	\$ 37,000	\$ 7,400	\$ 1,665	\$ 7,400	\$ 1,332	\$ 7,400	\$ 999	\$ 7,400	\$ 866	\$ 7,400	\$ 333
				\$ 3,546,732	\$ 579,346	\$ 159,603	\$ 579,346	\$ 133,532	\$ 579,346	\$ 107,462	\$ 579,346	\$ 81,391	\$ 579,346	\$ 55,321
5	HIGHWAY (CONNECTOR/THROUGHWAYS)	STB	24	\$ 2,100,000	\$ 420,000	\$ 94,500	\$ 420,000	\$ 75,600	\$ 420,000	\$ 56,700	\$ 420,000	\$ 37,800	\$ 420,000	\$ 18,900
				\$ 2,100,000	\$ 420,000	\$ 94,500	\$ 420,000	\$ 75,600	\$ 420,000	\$ 56,700	\$ 420,000	\$ 37,800	\$ 420,000	\$ 18,900
5	DISTRICT: SECURITY SYSTEM ENHANCEMENTS	BR	24	\$ 95,000	\$ 19,000	\$ 4,275	\$ 19,000	\$ 3,420	\$ 19,000	\$ 2,565	\$ 19,000	\$ 1,710	\$ 19,000	\$ 855
				\$ 95,000	\$ 19,000	\$ 4,275	\$ 19,000	\$ 3,420	\$ 19,000	\$ 2,565	\$ 19,000	\$ 1,710	\$ 19,000	\$ 855
20	PARKER: 2ND FLOOR RENOVATIONS	BR	25	\$ 2,217,000	\$ 110,850	\$ 99,765	\$ 110,850	\$ 94,777	\$ 110,850	\$ 89,789	\$ 110,850	\$ 84,800	\$ 110,850	\$ 79,812
5	COMMANDER'S MANSION ELEVATOR	BE	25	\$ 350,000	\$ 70,000	\$ 15,750	\$ 70,000	\$ 12,600	\$ 70,000	\$ 9,450	\$ 70,000	\$ 6,300	\$ 70,000	\$ 3,150
10	BEMIS INSTALL, PLYGRD EQUIP, SPRAY	BE	25	\$ 96,000	\$ 96,000	\$ 43,200	\$ 96,000	\$ 38,880	\$ 96,000	\$ 34,560	\$ 96,000	\$ 30,240	\$ 96,000	\$ 25,920
5	IT: INFRASTRUCTURE IMPROVEMENTS	BE	25	\$ 200,000	\$ 40,000	\$ 9,000	\$ 40,000	\$ 7,200	\$ 40,000	\$ 5,400	\$ 40,000	\$ 3,600	\$ 40,000	\$ 1,800
5	IT: PERMITTING/TRANSPARENCY DASHBOARDS	BE	25	\$ 150,000	\$ 30,000	\$ 6,750	\$ 30,000	\$ 5,400	\$ 30,000	\$ 4,050	\$ 30,000	\$ 2,700	\$ 30,000	\$ 1,350
5	IT: DOCUMENT SCANNING	BE	25	\$ 200,000	\$ 40,000	\$ 9,000	\$ 40,000	\$ 7,200	\$ 40,000	\$ 5,400	\$ 40,000	\$ 3,600	\$ 40,000	\$ 1,800
5	IT: MUNIS FINANCIAL SYSTEM ENHANCEMENTS	BE	25	\$ 100,000	\$ 20,000	\$ 4,500	\$ 20,000	\$ 3,600	\$ 20,000	\$ 2,700	\$ 20,000	\$ 1,800	\$ 20,000	\$ 900
5	IT: PARKER ANNEX TECHNOLOGY	BR	25	\$ 200,000	\$ 40,000	\$ 9,000	\$ 40,000	\$ 7,200	\$ 40,000	\$ 5,400	\$ 40,000	\$ 3,600	\$ 40,000	\$ 1,800

5	IT: DIGITAL EQUITY & BROADBAND	BR	25	\$	250,000	\$	50,000	\$	11,250	\$	50,000	\$	9,000	\$	50,000	\$	6,750	\$	50,000	\$	4,500	\$	50,000	\$	2,250
5	FIRE: MAIN & NORTH ST. APPARATUS DOORS	BR	25	\$	130,800	\$	26,160	\$	5,886	\$	26,160	\$	4,709	\$	26,160	\$	3,532	\$	26,160	\$	2,354	\$	26,160	\$	1,177
5	POLICE: REPL TRAINING SIMULATOR COMPUTER SYSTEM	BE	25	\$	93,000	\$	18,600	\$	4,185	\$	18,600	\$	3,348	\$	18,600	\$	2,511	\$	18,600	\$	1,674	\$	18,600	\$	837
10	POLICE: FIRING RANGE HVAC UPGRADE	BE	25	\$	600,000	\$	60,000	\$	27,000	\$	60,000	\$	24,300	\$	60,000	\$	21,600	\$	60,000	\$	18,900	\$	60,000	\$	16,200
10	PUBLIC BLDG: SOLAR CANOPY DPW PKG LOT	BR	25	\$	650,000	\$	65,000	\$	29,500	\$	65,000	\$	26,325	\$	65,000	\$	23,400	\$	65,000	\$	20,475	\$	65,000	\$	17,550
5	HIGHWAY: SKID STEER	BE	25	\$	65,000	\$	13,000	\$	2,925	\$	13,000	\$	2,340	\$	13,000	\$	1,755	\$	13,000	\$	1,170	\$	13,000	\$	585
10	SNOW AND ICE: LOADER 3/4 YARD	BE	25	\$	107,000	\$	10,700	\$	4,815	\$	10,700	\$	4,334	\$	10,700	\$	3,852	\$	10,700	\$	3,371	\$	10,700	\$	2,889
5	CEMETERY: OFF ROAD UTILITY VEH 4X4 (2)	BE	25	\$	30,000	\$	6,000	\$	1,350	\$	6,000	\$	1,080	\$	6,000	\$	810	\$	6,000	\$	540	\$	6,000	\$	270
10	CEMETERY: BACKHOE	BE	25	\$	140,000	\$	14,000	\$	6,300	\$	14,000	\$	5,670	\$	14,000	\$	5,040	\$	14,000	\$	4,410	\$	14,000	\$	3,780
10	PARKS & FORESTRY: TREE CHIPPER	BE	25	\$	75,000	\$	7,500	\$	3,375	\$	7,500	\$	3,038	\$	7,500	\$	2,700	\$	7,500	\$	2,363	\$	7,500	\$	2,025
10	RINK ENCLOSURE OF SOFFITS/OUTSIDE WALLS	BR	25	\$	40,000	\$	4,000	\$	1,800	\$	4,000	\$	1,620	\$	4,000	\$	1,440	\$	4,000	\$	1,260	\$	4,000	\$	1,080
				\$	6,557,800	\$	721,810	\$	295,101	\$	721,810	\$	262,620	\$	721,810	\$	230,138	\$	721,810	\$	197,657	\$	721,810	\$	165,175
5	MT. AUBURN ST NON PARTICIPATORY FUNDS	BR	25	\$	500,000	\$	100,000	\$	22,500	\$	100,000	\$	18,000	\$	100,000	\$	13,500	\$	100,000	\$	9,000	\$	100,000	\$	4,500
5	HIGHWAY (CONNECTOR/LONGER STREETS)	STB	25	\$	2,200,000	\$	440,000	\$	99,000	\$	440,000	\$	79,200	\$	440,000	\$	59,400	\$	440,000	\$	39,600	\$	440,000	\$	19,800
5	HIGHWAY RECONSTR BONDS	STB	25	\$	2,200,000	\$	440,000	\$	99,000	\$	440,000	\$	79,200	\$	440,000	\$	59,400	\$	440,000	\$	39,600	\$	440,000	\$	19,800
5	SIDEWALK RECONSTR BONDS	SWB	25	\$	550,000	\$	110,000	\$	24,750	\$	110,000	\$	19,800	\$	110,000	\$	14,850	\$	110,000	\$	9,900	\$	110,000	\$	4,950
				\$	5,450,000	\$	1,090,000	\$	245,250	\$	1,090,000	\$	196,200	\$	1,090,000	\$	147,150	\$	1,090,000	\$	98,100	\$	1,090,000	\$	49,050
5	DISTRICT: SECURITY SYSTEM ENHANCEMENTS	BR	25	\$	95,000	\$	19,000	\$	4,275	\$	19,000	\$	3,420	\$	19,000	\$	2,565	\$	19,000	\$	1,710	\$	19,000	\$	855
				\$	95,000	\$	19,000	\$	4,275	\$	19,000	\$	3,420	\$	19,000	\$	2,565	\$	19,000	\$	1,710	\$	19,000	\$	855
5	ADMIN BLDG: ROOF SHINGLE REPLACEMENT/ROOF REFURBISH	BR	26	\$	300,000					\$	60,000	\$	13,500	\$	60,000	\$	10,800	\$	60,000	\$	8,100	\$	60,000	\$	5,400
10	PARKER: 2ND FLOOR RENOVATIONS	BR	26	\$	230,000					\$	23,000	\$	10,350	\$	23,000	\$	9,315	\$	23,000	\$	8,280	\$	23,000	\$	7,245
15	PARKER: ADA/CODE UPDATE REQUIREMENTS	BR	26	\$	2,106,000					\$	140,400	\$	94,770	\$	140,400	\$	88,452	\$	140,400	\$	82,134	\$	140,400	\$	75,816
5	PARKER: RETROCOMMISSIONING STUDY	BR	26	\$	75,000					\$	15,000	\$	3,375	\$	15,000	\$	2,700	\$	15,000	\$	2,025	\$	15,000	\$	1,350
10	PARKER: RETROCOMMISSIONING UPGRADES	BR	26	\$	800,000					\$	80,000	\$	36,000	\$	80,000	\$	32,400	\$	80,000	\$	28,800	\$	80,000	\$	25,200
10	PARKER BUILDING: MASONRY ADDITIONAL COSTS	BR	26	\$	800,000					\$	35,000	\$	15,750	\$	35,000	\$	14,175	\$	35,000	\$	12,600	\$	35,000	\$	11,025
10	CDP: HOW PARK PHASE 1	BR	26	\$	650,000					\$	65,000	\$	29,500	\$	65,000	\$	26,325	\$	65,000	\$	23,400	\$	65,000	\$	20,475
15	CDP: VICTORY TRACK, FIELD & CRT RENO-Phase II	BR	26	\$	11,000,000					\$	733,333	\$	495,000	\$	733,333	\$	462,000	\$	733,333	\$	429,000	\$	733,333	\$	396,000
5	REC: AEDS	BE	26	\$	40,000					\$	8,000	\$	1,800	\$	8,000	\$	1,440	\$	8,000	\$	1,080	\$	8,000	\$	720
5	IT: INFRASTRUCTURE IMPROVEMENTS	BE	26	\$	200,000					\$	40,000	\$	9,000	\$	40,000	\$	7,200	\$	40,000	\$	5,400	\$	40,000	\$	3,600
5	IT: PERMITTING/TRANSPARENCY DASHBOARDS	BE	26	\$	150,000					\$	30,000	\$	6,750	\$	30,000	\$	5,400	\$	30,000	\$	4,050	\$	30,000	\$	2,700
5	IT: DOCUMENT SCANNING	BE	26	\$	200,000					\$	40,000	\$	9,000	\$	40,000	\$	7,200	\$	40,000	\$	5,400	\$	40,000	\$	3,600
5	IT: MUNIS FINANCIAL SYSTEM ENHANCEMENTS	BE	26	\$	100,000					\$	20,000	\$	4,500	\$	20,000	\$	3,600	\$	20,000	\$	2,700	\$	20,000	\$	1,800
5	IT: PARKER ANNEX TECHNOLOGY	BE	26	\$	50,000					\$	10,000	\$	2,250	\$	10,000	\$	1,800	\$	10,000	\$	1,350	\$	10,000	\$	900
5	IT: DIGITAL EQUITY & BROADBAND	BE	26	\$	150,000					\$	30,000	\$	6,750	\$	30,000	\$	5,400	\$	30,000	\$	4,050	\$	30,000	\$	2,700
5	FIRE: EAST END STATION HVAC/PLUMBING	BR	26	\$	126,000					\$	25,200	\$	5,670	\$	25,200	\$	4,536	\$	25,200	\$	3,402	\$	25,200	\$	2,268
5	FIRE: EAST END STATION PAINTING-CARPET-LIGHTING	BR	26	\$	121,000					\$	24,200	\$	5,445	\$	24,200	\$	4,356	\$	24,200	\$	3,267	\$	24,200	\$	2,178
10	FIRE: PROTECTIVE OUTER GEAR	BE	26	\$	450,000					\$	45,000	\$	20,250	\$	45,000	\$	18,225	\$	45,000	\$	16,200	\$	45,000	\$	14,175
5	POLICE: VIDEO SYSTEM SECURITY REPLACEMENT	BE	26	\$	48,000					\$	9,600	\$	2,160	\$	9,600	\$	1,728	\$	9,600	\$	1,296	\$	9,600	\$	864
5	POLICE: SECURITY SWITCH REPLACEMENT	BE	26	\$	34,000					\$	6,800	\$	1,530	\$	6,800	\$	1,224	\$	6,800	\$	918	\$	6,800	\$	612
10	POLICE: LEVEL 3 EV CHARGING STATION INSTALL	BE	26	\$	1,585,000					\$	158,500	\$	71,325	\$	158,500	\$	64,193	\$	158,500	\$	57,065	\$	158,500	\$	49,925
5	FLEET: TRAFFIC SUPERVISOR VEHICLE (C#10)	BE	26	\$	80,000					\$	16,000	\$	3,600	\$	16,000	\$	2,880	\$	16,000	\$	2,160	\$	16,000	\$	1,440
10	HWY: HOT BOX #49	BE	26	\$	300,000					\$	30,000	\$	13,500	\$	30,000	\$	12,150	\$	30,000	\$	10,800	\$	30,000	\$	9,450
10	SNOW&ICE: 4X4 SANDER (#37)	BE	26	\$	320,000					\$	32,000	\$	14,400	\$	32,000	\$	12,960	\$	32,000	\$	11,520	\$	32,000	\$	10,080
5	CEMETARY: DUMP TRUCK 4X4 #202	BE	26	\$	100,000					\$	20,000	\$	4,500	\$	20,000	\$	3,600	\$	20,000	\$	2,700	\$	20,000	\$	1,800
5	PARKS & FORESTRY: CHIPPER BODY #74	BE	26	\$	200,000					\$	40,000	\$	9,000	\$	40,000	\$	7,200	\$	40,000	\$	5,400	\$	40,000	\$	3,600
5	PUB. BLDGS: SIDEWALK SNOWBLOWER	BE	26	\$	60,000					\$	12,000	\$	2,700	\$	12,000	\$	2,160	\$	12,000	\$	1,620	\$	12,000	\$	1,080
5	PUB BLDG: EQUIPMENT INVENTORY SYST	BE	26	\$	150,000					\$	30,000	\$	6,750	\$	30,000	\$	5,400	\$	30,000	\$	4,050	\$	30,000	\$	2,700
15	PUB. BLDG: ROOF REPLACE/SOLAR & SOLAR CANOPY DPW PKG LOT	BR	26	\$	2,000,000					\$	133,333	\$	90,000	\$	133,333	\$	84,000	\$	133,333	\$	78,000	\$	133,333	\$	72,000
5	PUB. BLDGS: ADD EV STATIONS	BR	26	\$	90,000					\$	18,000	\$	4,050	\$	18,000	\$	3,240	\$	18,000	\$	2,430	\$	18,000	\$	1,620
5	PUB. BLDGS: DPW GARAGE FANS & DOORS	BR	26	\$	200,000					\$	40,000	\$	9,000	\$	40,000	\$	7,200	\$	40,000	\$	5,400	\$	40,000	\$	3,600
5	RINK: REBUILD OF COMPRESSORS	BR	26	\$	25,000					\$	5,000	\$	1,125	\$	5,000	\$	900	\$	5,000	\$	675	\$	5,000	\$	450
5	RINK: UPGRADE INTERNAL LIGHTING TO LED	BR	26	\$	30,000					\$	6,000	\$	1,350	\$	6,000	\$	1,080	\$	6,000	\$	810	\$	6,000	\$	540
				\$	22,320,000	\$	-	\$	-	\$	1,981,367	\$	1,004,400	\$	1,981,367	\$	915,239	\$	1,981,367	\$	826,077	\$	1,981,367	\$	736,916
30	NEW MIDDLE SCHOOL	BR	26	\$	10,000,00																				

5	IT: DIGITAL EQUITY & BROADBAND	BE	27	\$	150,000					\$	30,000	\$	6,750	\$	30,000	\$	5,400	\$	30,000	\$	4,050
5	FIRE: MAIN STATION HVAC REPLACEMENT	BE	27	\$	250,000					\$	50,000	\$	11,250	\$	50,000	\$	9,000	\$	50,000	\$	6,750
20	FIRE: Engine Truck Replacement for 2013 Engine 3	BE	27	\$	1,250,000					\$	62,500	\$	56,250	\$	62,500	\$	53,438	\$	62,500	\$	50,625
10	FLEET: ANIMAL CONTROL VEHICLE	BE	27	\$	75,000					\$	7,500	\$	3,375	\$	7,500	\$	3,038	\$	7,500	\$	2,700
10	FLEET: PICKUP TRUCK	BE	27	\$	80,000					\$	8,000	\$	3,600	\$	8,000	\$	3,240	\$	8,000	\$	2,880
10	HIGHWAY: HEAVY DUTY DUMP TRUCK #40	BE	27	\$	240,000					\$	24,000	\$	10,800	\$	24,000	\$	9,720	\$	24,000	\$	8,640
10	HIGHWAY: ELECTRIC STREET SWEEPER #21	BE	27	\$	600,000					\$	60,000	\$	27,000	\$	60,000	\$	24,300	\$	60,000	\$	21,600
10	CEMETARY: DUMP TRUCK #79	BE	27	\$	90,000					\$	9,000	\$	4,050	\$	9,000	\$	3,645	\$	9,000	\$	3,240
10	CEMETARY: UTILITY VEHICLE #C7	BE	27	\$	85,000					\$	8,500	\$	3,825	\$	8,500	\$	3,443	\$	8,500	\$	3,060
10	PARKS & FORESTRY: BACKHOE #25	BE	27	\$	140,000					\$	14,000	\$	6,300	\$	14,000	\$	5,670	\$	14,000	\$	5,040
10	PARKS & FORESTRY: 4X4 LANDSCAPE DUMP TRUCK #78	BE	27	\$	160,000					\$	16,000	\$	7,200	\$	16,000	\$	6,480	\$	16,000	\$	5,760
5	TRAFFIC CONTROL: ADAPTIVE TRAFFIC MANAGEMENT	BE	27	\$	100,000					\$	20,000	\$	4,500	\$	20,000	\$	3,600	\$	20,000	\$	2,700
5	PUBLIC BLDG: SIDWALK SNOWBLOWER/CABS	BE	27	\$	60,000					\$	12,000	\$	2,700	\$	12,000	\$	2,160	\$	12,000	\$	1,620
5	PUB. BLDGS: ADD EV STATIONS	BR	27	\$	90,000					\$	18,000	\$	4,050	\$	18,000	\$	3,240	\$	18,000	\$	2,430
5	SKATING RINK: GARAGE DOORS ZAMBONI ROOM	BE	27	\$	30,000					\$	6,000	\$	1,350	\$	6,000	\$	1,080	\$	6,000	\$	810
				\$	6,715,000	\$	-	\$	-	\$	736,333	\$	302,175	\$	736,333	\$	269,040	\$	736,333	\$	235,905
30	NEW MIDDLE SCHOOL	BR	27	\$	30,000,000					\$	1,000,000	\$	1,350,000	\$	1,000,000	\$	1,305,000	\$	1,000,000	\$	1,260,000
				\$	30,000,000	\$	-	\$	-	\$	1,000,000	\$	1,350,000	\$	1,000,000	\$	1,305,000	\$	1,000,000	\$	1,260,000
10	PHILLIPS: ROOF REPAIR/REPLACEMENT	BR	27	\$	100,000					\$	10,000	\$	4,500	\$	10,000	\$	4,050	\$	10,000	\$	3,600
5	DISTRICT: SECURITY SYSTEM ENHANCEMENTS	BR	27	\$	95,000					\$	19,000	\$	4,275	\$	19,000	\$	3,420	\$	19,000	\$	2,565
				\$	195,000	\$	-	\$	-	\$	29,000	\$	8,775	\$	29,000	\$	7,470	\$	29,000	\$	6,165
5	MT. AUBURN St NON PARTICIPATORY FUNDS	BR	27	\$	500,000					\$	100,000	\$	22,500	\$	100,000	\$	18,000	\$	100,000	\$	13,500
5	STREETS & SIDEWALKS: ORNAMENTAL STREET LIGHTING	BR	27	\$	300,000					\$	60,000	\$	13,500	\$	60,000	\$	10,800	\$	60,000	\$	8,100
5	HIGHWAY RECONSTRUCTION BONDS	STB	27	\$	2,400,000					\$	480,000	\$	108,000	\$	480,000	\$	86,400	\$	480,000	\$	64,800
5	HWY RECONST-CONNECTOR ROADS/LONGER STREETS	STB	27	\$	2,400,000					\$	480,000	\$	108,000	\$	480,000	\$	86,400	\$	480,000	\$	64,800
5	SIDEWALK RECONSTRUCTION BONDS	SWB	27	\$	600,000					\$	120,000	\$	27,000	\$	120,000	\$	21,600	\$	120,000	\$	16,200
				\$	6,200,000	\$	-	\$	-	\$	1,240,000	\$	279,000	\$	1,240,000	\$	223,200	\$	1,240,000	\$	167,400
15	ADMIN: SECURITY & ACCESSABILITY IMPROV	BR	28	\$	600,000					\$	40,000	\$	27,000	\$	40,000	\$	27,000	\$	40,000	\$	25,200
15	ADMIN: LIGHTING AND ELECTRICAL UPGRADES	BR	28	\$	300,000					\$	20,000	\$	13,500	\$	20,000	\$	13,500	\$	20,000	\$	12,600
5	ADMIN: BUILDING RETROCOMMISSIONING STUDY	BR	28	\$	325,000					\$	65,000	\$	14,625	\$	65,000	\$	14,625	\$	65,000	\$	11,700
15	PARKER: ADA/CODE UPDATE REQUIREMENTS	BR	28	\$	1,547,000					\$	103,133	\$	69,615	\$	103,133	\$	69,615	\$	103,133	\$	64,974
10	PARKER: ROOF DESIGN REPLACEMENT	BR	28	\$	1,100,000					\$	110,000	\$	49,500	\$	110,000	\$	49,500	\$	110,000	\$	44,550
10	CDP: LOWER SALTONSTALL TOT LOT & EQUIPMENT	BR	28	\$	400,000					\$	40,000	\$	18,000	\$	40,000	\$	18,000	\$	40,000	\$	16,200
10	CDP: COMMUNITY PATH DESIGN - TAYLOR/LINEAR	BR	28	\$	325,000					\$	32,500	\$	14,625	\$	32,500	\$	14,625	\$	32,500	\$	13,163
10	CDP: MOXLEY PK: INSTALL: FIELDS, NET BLEACHER DUGOUTS	BR	28	\$	250,000					\$	25,000	\$	11,250	\$	25,000	\$	11,250	\$	25,000	\$	10,125
10	CDP: VICTORY FIELD DESIGN TOT LOT	BR	28	\$	100,000					\$	10,000	\$	4,500	\$	10,000	\$	4,500	\$	10,000	\$	4,050
10	CDP: VICTORY FIELD PHASE III - FIELD HOUSE & ELEVATOR CONSTRUCTION	BR	28	\$	4,000,000					\$	400,000	\$	180,000	\$	400,000	\$	180,000	\$	400,000	\$	162,000
5	REC: AEDS	BE	28	\$	40,000					\$	8,000	\$	1,800	\$	8,000	\$	1,800	\$	8,000	\$	1,440
5	IT: INFRASTRUCTURE IMPROVEMENTS	BE	28	\$	200,000					\$	40,000	\$	9,000	\$	40,000	\$	9,000	\$	40,000	\$	7,200
5	IT: PERMITTING/TRANSPARENCY DASHBOARDS	BE	28	\$	150,000					\$	30,000	\$	6,750	\$	30,000	\$	6,750	\$	30,000	\$	5,400
5	IT: DOCUMENT SCANNING	BE	28	\$	200,000					\$	40,000	\$	9,000	\$	40,000	\$	9,000	\$	40,000	\$	7,200
5	IT: MUNIS FINANCIAL SYSTEM ENHANCEMENTS	BE	28	\$	100,000					\$	20,000	\$	4,500	\$	20,000	\$	4,500	\$	20,000	\$	3,600
5	IT: PARKER ANNEX TECHNOLOGY	BE	28	\$	105,000					\$	21,000	\$	4,725	\$	21,000	\$	4,725	\$	21,000	\$	3,780
5	IT: DIGITAL EQUITY & BROADBAND	BE	28	\$	150,000					\$	30,000	\$	6,750	\$	30,000	\$	6,750	\$	30,000	\$	5,400
5	FIRE: MAIN STATION INTERIOR REPAIRS	BR	28	\$	100,000					\$	20,000	\$	4,500	\$	20,000	\$	4,500	\$	20,000	\$	3,600
5	FIRE: DOT TYPE III EMERGENCY AMBULANCE VEHICLE	BR	28	\$	550,000					\$	110,000	\$	24,750	\$	110,000	\$	24,750	\$	110,000	\$	19,800
5	POLICE: MOBILE DATA TERMINAL SYSTEM REPLACEMENT	BE	28	\$	158,200					\$	31,640	\$	7,119	\$	31,640	\$	7,119	\$	31,640	\$	5,695
5	FLEET: ELECTRICIAN SUPERVISOR PICKUP TRUCK (#C8)	BE	28	\$	90,000					\$	18,000	\$	4,050	\$	18,000	\$	4,050	\$	18,000	\$	3,240
5	HIGHWAY: BACKHOE #12	BE	28	\$	150,000					\$	30,000	\$	6,750	\$	30,000	\$	6,750	\$	30,000	\$	5,400
5	HIGHWAY: LOADER #29	BE	28	\$	325,000					\$	65,000	\$	14,625	\$	65,000	\$	14,625	\$	65,000	\$	11,700
5	HIGHWAY: 6-WHEEL DUMP TRUCK #34	BE	28	\$	290,000					\$	58,000	\$	13,050	\$	58,000	\$	13,050	\$	58,000	\$	10,440
5	SNOW & ICE: SNOW FIGHTER #5	BE	28	\$	340,000					\$	68,000	\$	15,300	\$	68,000	\$	15,300	\$	68,000	\$	12,240
5	PARKS & FORESTRY: PICKUP TRUCK #140	BE	28	\$	140,000					\$	28,000	\$	6,300	\$	28,000	\$	6,300	\$	28,000	\$	5,040
5	PARKS & FORESTRY: IRRIGATION INSTALLATION & IMPROVEMENTS	BE	28	\$	100,000					\$	20,000	\$	4,500	\$	20,000	\$	4,500	\$	20,000	\$	3,600
5	PUBLIC BLDG: SIDWALK SNOWBLOWER/CABS	BE	28	\$	60,000					\$	12,000	\$	2,700	\$	12,000	\$	2,160	\$	12,000	\$	1,620
5	PUB BLDGS: ADD EV STATIONS	BR	28	\$	90,000					\$	18,000	\$	4,050	\$	18,000	\$	4,050	\$	18,000	\$	3,240
10	SKATING RINK: REPLACEMENT OF RINK FLOORING	BR	28	\$	1,200,000					\$	120,000	\$	54,000	\$	120,000	\$	54,000	\$	120,000	\$	48,600
				\$	13,485,200	\$	-	\$	-	\$	-	\$	-	\$	1,633,273	\$	606,834	\$	1,633,273	\$	533,337
30	NEW MIDDLE SCHOOL	BR	28	\$	30,000,000					\$	1,000,000	\$	1,350,000	\$	1,000,000	\$	1,305,000	\$	1,000,000	\$	1,305,000
				\$	30,000,000	\$	-	\$	-	\$	-	\$	-	\$	1,000,000	\$	1,350,000	\$	1,000,000	\$	1,305,000
10	CUNIFF: RETROCOMMISSIONING STUDY/REPAIRS	BR	28	\$	400,000					\$	40,000	\$	18,000	\$	40,000	\$	18,000	\$	40,000	\$	16,200
5	PHILLIPS: ROOF REPAIR/REPLACEMENT	BR	28	\$	1,000,000					\$	200,000	\$	45,000	\$	200,000	\$	45,000	\$	200,000	\$	36,000
5	DISTRICT: SECURITY SYSTEM ENHANCEMENTS	BR	28	\$	95,000					\$	19,000	\$	4,275	\$	19,000	\$	3,420	\$	19,000	\$	2,565
				\$	1,495,000	\$	-	\$	-	\$	-	\$	-	\$	259,000	\$	67,275	\$	259,000	\$	55,620
5	MT. AUBURN St																				

TOTAL PLANNED DEBT (FY26 - FY 30)

TOTAL

\$ 3,009,156	\$ 857,004	\$ 6,642,256	\$ 2,472,632	\$ 9,647,589	\$ 4,113,680	\$ 13,884,862	\$ 6,006,273	\$ 16,396,362	\$ 6,119,004
\$ 21,299,933	\$ 13,465,480	\$ 24,563,033	\$ 14,201,447	\$ 27,053,365	\$ 14,980,923	\$ 30,675,639	\$ 16,069,985	\$ 32,352,139	\$ 15,381,772
\$ 34,765,413		\$ 38,764,480		\$ 42,034,288		\$ 46,745,624		\$ 47,733,910	

Permanent Debt/Interest
 ESCO - Permanent Debt/Interest
 Three Elem. School & High School Proj. - Permanent Debt/Interest
 TOTAL PERMANENT DEBT/INTEREST

FY 26		FY 27		FY 28		FY 29		FY 30	
PRINCIPAL	INTEREST	PRINCIPAL	INTEREST	PRINCIPAL	INTEREST	PRINCIPAL	INTEREST	PRINCIPAL	INTEREST
\$ 4,763,000	\$ 1,364,401	\$ 5,840,000	\$ 3,130,800	\$ 5,315,000	\$ 2,852,363	\$ 4,850,000	\$ 2,599,738	\$ 4,015,000	\$ 1,910,878
\$ 395,000	\$ 97,125	\$ 400,000	\$ 85,950	\$ 410,000	\$ 74,400	\$ 425,000	\$ 60,980	\$ 425,000	\$ 60,980
\$ 10,642,000	\$ 8,637,050	\$ 9,190,000	\$ 6,114,250	\$ 9,190,000	\$ 5,654,750	\$ 9,025,000	\$ 5,229,350	\$ 9,025,000	\$ 5,229,350
\$ 15,800,000	\$ 10,098,576	\$ 15,430,000	\$ 9,331,000	\$ 14,915,000	\$ 8,581,513	\$ 14,300,000	\$ 7,890,068	\$ 13,465,000	\$ 7,201,208

Street & Sidewalk - Auth/Unissued & Planned
 New High School - Authorized/Unissued
 New Middle School - Authorized/Unissued & Planned
 Other Debt - Authorized/Unissued & Planned
 TOTAL AUTHORIZED/UNISSUED & PLANNED DEBT

\$ 1,970,000	\$ 443,250	\$ 3,225,000	\$ 636,975	\$ 4,465,000	\$ 770,850	\$ 5,810,000	\$ 872,550	\$ 7,040,000	\$ 887,850
\$ 1,666,667	\$ 2,250,000	\$ 1,666,667	\$ 2,175,000	\$ 1,666,667	\$ 2,100,000	\$ 1,666,667	\$ 2,025,000	\$ 1,666,667	\$ 1,950,000
\$ -	\$ -	\$ 333,333	\$ 450,000	\$ 1,333,333	\$ 1,785,000	\$ 2,333,333	\$ 3,075,000	\$ 2,333,333	\$ 2,970,000
\$ 1,863,266	\$ 673,654	\$ 3,908,033	\$ 1,608,472	\$ 4,673,366	\$ 1,743,560	\$ 6,565,640	\$ 2,207,368	\$ 7,847,140	\$ 2,372,714
\$ 5,499,933	\$ 3,366,904	\$ 9,133,033	\$ 4,870,447	\$ 12,138,366	\$ 6,399,410	\$ 16,375,640	\$ 8,179,918	\$ 18,887,140	\$ 8,180,584

TOTAL PERMANENT, AUTH/UNISSUED & PLANNED DEBT

\$ 21,299,933	\$ 13,465,480	\$ 24,563,033	\$ 14,201,447	\$ 27,053,366	\$ 14,980,923	\$ 30,675,640	\$ 16,069,985	\$ 32,352,140	\$ 15,381,772
\$ 34,765,412		\$ 38,764,479		\$ 42,034,288		\$ 46,745,624		\$ 47,733,911	

\$ (1) \$ (1) \$ - \$ - \$ 1

	FY'26	FY'27	FY'28	FY'29	FY'30
PERMANENT DEBT					
FY09 Bond (Jul 08)					
Prin (15,650,000)	\$ 500,000	\$ 500,000	\$ 500,000	\$ 500,000	\$ -
L/T Int	\$ 80,000	\$ 57,500	\$ 34,688	\$ 11,563	\$ -
Subtotal	\$ 580,000	\$ 557,500	\$ 534,688	\$ 511,563	\$ -
FY10 Bond (Feb 10)					
Prin (5,452,000)	\$ 210,000	\$ 210,000	\$ 210,000	\$ 210,000	\$ 210,000
L/T Int	\$ 41,213	\$ 33,600	\$ 25,200	\$ 16,800	\$ 8,400
Subtotal	\$ 251,213	\$ 243,600	\$ 235,200	\$ 226,800	\$ 218,400
FY12 Bond (June 12)					
Prin (3,722,000)	\$ 125,000	\$ 125,000	\$ -	\$ -	\$ -
L/T Int	\$ 7,500	\$ 3,750	\$ -	\$ -	\$ -
Subtotal	\$ 132,500	\$ 128,750	\$ -	\$ -	\$ -
FY 14 Bond (Nov 13)					
Prin (6,000,000) ESCO	\$ 305,000	\$ 310,000	\$ 320,000	\$ 335,000	\$ 345,000
L/T Int	\$ 88,800	\$ 79,650	\$ 70,350	\$ 59,630	\$ 48,408
Subtotal	\$ 393,800	\$ 389,650	\$ 390,350	\$ 394,630	\$ 393,408
FY 12 Bond (May 2014)					
Prin (1,088,000) Victory Field	\$ 80,000	\$ 80,000	\$ -	\$ -	\$ -
L/T Int	\$ 2,600	\$ 800	\$ -	\$ -	\$ -
Subtotal	\$ 82,600	\$ 80,800	\$ -	\$ -	\$ -
FY 13 Bond (May 2014)					
Prin (1,350,000) ESCO	\$ 90,000	\$ 90,000	\$ 90,000	\$ 90,000	\$ -
L/T Int	\$ 8,325	\$ 6,300	\$ 4,050	\$ 1,350	\$ -
Subtotal	\$ 98,325	\$ 96,300	\$ 94,050	\$ 91,350	\$ -
FY 13 Bond (May 2014)					
Prin (207,000) Various School Buildings	\$ 10,000	\$ 10,000	\$ 10,000	\$ 5,000	\$ -
L/T Int	\$ 775	\$ 550	\$ 300	\$ 75	\$ -
Subtotal	\$ 10,775	\$ 10,550	\$ 10,300	\$ 5,075	\$ -
FY 13 Bond (May 2014)					
Prin (370,000) Casey Park	\$ 25,000	\$ 25,000	\$ 25,000	\$ 20,000	\$ -
L/T Int	\$ 2,163	\$ 1,600	\$ 975	\$ 300	\$ -
Subtotal	\$ 27,163	\$ 26,600	\$ 25,975	\$ 20,300	\$ -

FY 18 Bond (January 2018)										
Prin (1,793,000) Various Equipment & Vehicles	\$	120,000	\$	115,000	\$	115,000	\$	30,000	\$	30,000
L/T Int	\$	18,500	\$	13,700	\$	9,100	\$	4,500	\$	3,300
Subtotal	\$	138,500	\$	128,700	\$	124,100	\$	34,500	\$	33,300
FY 18 Bond (January 2018)										
Prin (1,327,200) Various Municipal Buildings	\$	75,000	\$	75,000	\$	75,000	\$	75,000	\$	75,000
L/T Int	\$	20,100	\$	17,100	\$	14,100	\$	11,100	\$	8,100
Subtotal	\$	95,100	\$	92,100	\$	89,100	\$	86,100	\$	83,100
FY 18 Bond (January 2018)										
Prin (4,034,800) Street and Sidewalks	\$	85,000	\$	80,000	\$	-	\$	-	\$	-
L/T Int	\$	6,600	\$	3,200	\$	-	\$	-	\$	-
Subtotal	\$	91,600	\$	83,200	\$	-	\$	-	\$	-
FY 19 Bond (June 2019)										
Prin (247,500) Middle School Girls Locker Rooms	\$	25,000	\$	25,000	\$	25,000	\$	20,000	\$	-
L/T Int	\$	4,750	\$	3,500	\$	2,250	\$	1,000	\$	-
Subtotal	\$	29,750	\$	28,500	\$	27,250	\$	21,000	\$	-
FY 19 Bond (June 2019)										
Prin (908,000) Filippello Park	\$	90,000	\$	90,000	\$	90,000	\$	90,000	\$	-
L/T Int	\$	18,000	\$	13,500	\$	9,000	\$	4,500	\$	-
Subtotal	\$	108,000	\$	103,500	\$	99,000	\$	94,500	\$	-
FY 19 Bond (June 2019)										
Prin (1,443,500) Various Equipment & Vehicles	\$	125,000	\$	120,000	\$	120,000	\$	105,000	\$	-
L/T Int	\$	23,500	\$	17,250	\$	11,250	\$	5,250	\$	-
Subtotal	\$	148,500	\$	137,250	\$	131,250	\$	110,250	\$	-
FY 20 Bond (June 2020)										
Prin (3,223,467) Cunniff Elementary Design	\$	160,000	\$	160,000	\$	160,000	\$	160,000	\$	160,000
L/T Int	\$	77,600	\$	69,600	\$	61,600	\$	53,600	\$	45,600
Subtotal	\$	237,600	\$	229,600	\$	221,600	\$	213,600	\$	205,600
FY 20 Bond (June 2020)										
Prin (5,729,088) Hosmer Elementary Design	\$	285,000	\$	285,000	\$	285,000	\$	285,000	\$	285,000
L/T Int	\$	138,225	\$	123,975	\$	109,725	\$	95,475	\$	81,225
Subtotal	\$	423,225	\$	408,975	\$	394,725	\$	380,475	\$	366,225

FY 20 Bond (June 2020)

Prin (1,122,445) Hosmer Elementary OPM	\$	55,000	\$	55,000	\$	55,000	\$	55,000	\$	55,000
L/T Int	\$	26,675	\$	23,925	\$	21,175	\$	18,425	\$	15,675
Subtotal	\$	81,675	\$	78,925	\$	76,175	\$	73,425	\$	70,675

FY 20 Bond (June 2020)

Prin (245,000) Middle School Men's Lockerroom	\$	25,000	\$	25,000	\$	25,000	\$	20,000	\$	20,000
L/T Int	\$	5,750	\$	4,500	\$	3,250	\$	2,000	\$	1,000
Subtotal	\$	30,750	\$	29,500	\$	28,250	\$	22,000	\$	21,000

FY 20 Bond (June 2020)

Prin (1,100,000) Ladder Truck	\$	75,000	\$	75,000	\$	75,000	\$	75,000	\$	75,000
L/T Int	\$	27,850	\$	24,100	\$	20,350	\$	16,600	\$	12,850
Subtotal	\$	102,850	\$	99,100	\$	95,350	\$	91,600	\$	87,850

FY 20 Bond (June 2020)

Prin (1,175,375) Filippello Lights & Scoreboard	\$	115,000	\$	115,000	\$	115,000	\$	115,000	\$	115,000
L/T Int	\$	28,750	\$	23,000	\$	17,250	\$	11,500	\$	5,750
Subtotal	\$	143,750	\$	138,000	\$	132,250	\$	126,500	\$	120,750

FY 21 Bond (January 2021)

Prin (52,145,000) 3 Elementary School Project	\$	2,610,000	\$	2,610,000	\$	2,610,000	\$	2,610,000	\$	2,610,000
L/T Int	\$	1,303,750	\$	1,173,250	\$	1,042,750	\$	912,250	\$	781,750
Subtotal	\$	3,913,750	\$	3,783,250	\$	3,652,750	\$	3,522,250	\$	3,391,750

FY 21 Bond (April 2021)

Prin (34,106,200) 3 Elem School Bldg	\$	1,705,000	\$	1,705,000	\$	1,705,000	\$	1,705,000	\$	1,705,000
L/T Int	\$	818,400	\$	733,150	\$	647,900	\$	596,750	\$	511,500
Subtotal	\$	2,523,400	\$	2,438,150	\$	2,352,900	\$	2,301,750	\$	2,216,500

FY 21 Bond (April 2021)

Prin (1,469,800) Middle Sch. Boilers & HVAC Cafeteria	\$	145,000	\$	145,000	\$	145,000	\$	145,000	\$	145,000
L/T Int	\$	38,950	\$	31,700	\$	24,450	\$	20,100	\$	12,850
Subtotal	\$	183,950	\$	176,700	\$	169,450	\$	165,100	\$	157,850

FY 21 Bond (April 2021)

Prin (1,771,000) Public Safety Radio Infrastructure	\$	180,000	\$	175,000	\$	175,000	\$	175,000	\$	175,000
L/T Int	\$	47,300	\$	38,300	\$	29,550	\$	24,300	\$	15,550
Subtotal	\$	227,300	\$	213,300	\$	204,550	\$	199,300	\$	190,550

FY 21 Bond (April 2021)

Prin (355,000) Fire Ambulance	\$	70,000	\$	-	\$	-	\$	-	\$	-
L/T Int	\$	3,500	\$	-	\$	-	\$	-	\$	-
<u>Subtotal</u>	\$	<u>73,500</u>	\$	<u>-</u>	\$	<u>-</u>	\$	<u>-</u>	\$	<u>-</u>

FY 21 Bond (April 2021)								
Prin (188,000) Admin. Bldg Elevator	\$	35,000	\$	-	\$	-	\$	-
L/T Int	\$	1,750	\$	-	\$	-	\$	-
Subtotal	\$	36,750	\$	-	\$	-	\$	-
FY 21 Bond (April 2021)								
Prin (1,200,000) Streets & Sidewalks	\$	240,000	\$	-	\$	-	\$	-
L/T Int	\$	12,000	\$	-	\$	-	\$	-
Subtotal	\$	252,000	\$	-	\$	-	\$	-
FY 22 Bond (April 2022)								
Prin (243,000) Highway Dump Truck	\$	25,000	\$	25,000	\$	25,000	\$	25,000
L/T Int	\$	8,250	\$	7,000	\$	5,750	\$	3,250
Subtotal	\$	33,250	\$	32,000	\$	30,750	\$	28,250
FY 22 Bond (April 2022)								
Prin (265,000) SN & I:Combo Body 6-wheeler	\$	25,000	\$	25,000	\$	25,000	\$	25,000
L/T Int	\$	8,750	\$	7,500	\$	6,250	\$	3,750
Subtotal	\$	33,750	\$	32,500	\$	31,250	\$	28,750
FY 22 Bond (April 2022)								
Prin (85,000) Highway Service Flat Bed	\$	10,000	\$	10,000	\$	10,000	\$	5,000
L/T Int	\$	2,750	\$	2,250	\$	1,750	\$	750
Subtotal	\$	12,750	\$	12,250	\$	11,750	\$	5,750
FY 22 Bond (April 2022)								
Prin (120,000) Prop & Bldg Sign Truck	\$	25,000	\$	20,000	\$	-	\$	-
L/T Int	\$	2,250	\$	1,000	\$	-	\$	-
Subtotal	\$	27,250	\$	21,000	\$	-	\$	-
FY 22 Bond (April 2022)								
Prin (85,000) Hwy Street Vector	\$	10,000	\$	10,000	\$	10,000	\$	5,000
L/T Int	\$	2,750	\$	2,250	\$	1,750	\$	750
Subtotal	\$	12,750	\$	12,250	\$	11,750	\$	5,750
FY 22 Bond (April 2022)								
Prin (280,000) SN & I: Salter 6-wheeler	\$	30,000	\$	30,000	\$	30,000	\$	25,000
L/T Int	\$	9,500	\$	8,000	\$	6,500	\$	3,750
Subtotal	\$	39,500	\$	38,000	\$	36,500	\$	28,750
FY 22 Bond (April 2022)								

Prin (300,000) SNOW &ICE: Loader	\$	30,000	\$	30,000	\$	30,000	\$	30,000	\$	30,000
L/T Int	\$	10,500	\$	9,000	\$	7,500	\$	6,000	\$	4,500
Subtotal	\$	40,500	\$	39,000	\$	37,500	\$	36,000	\$	34,500
FY 22 Bond (April 2022)										
Prin (250,000) Street Sweeper	\$	25,000	\$	25,000	\$	25,000	\$	25,000	\$	25,000
L/T Int	\$	8,750	\$	7,500	\$	6,250	\$	5,000	\$	3,750
Subtotal	\$	33,750	\$	32,500	\$	31,250	\$	30,000	\$	28,750
FY 22 Bond (April 2022)										
Prin (775,674) Hwy Connt/Throughways Waverly	\$	155,000	\$	155,000	\$	-	\$	-	\$	-
L/T Int	\$	15,500	\$	7,750	\$	-	\$	-	\$	-
Subtotal	\$	170,500	\$	162,750	\$	-	\$	-	\$	-
FY 22 Bond (April 2022)										
Prin (423,826) Admin Bld: Repl Chiller	\$	25,000	\$	20,000	\$	20,000	\$	20,000	\$	20,000
L/T Int	\$	14,500	\$	13,250	\$	12,250	\$	11,250	\$	10,250
Subtotal	\$	39,500	\$	33,250	\$	32,250	\$	31,250	\$	30,250
FY 22 Bond (April 2022)										
Prin (1,250,000)Fire Lader Truck	\$	85,000	\$	85,000	\$	85,000	\$	85,000	\$	85,000
L/T Int	\$	45,250	\$	41,000	\$	36,750	\$	32,500	\$	28,250
Subtotal	\$	130,250	\$	126,000	\$	121,750	\$	117,500	\$	113,250
FY 22 Bond (April 2022)										
Prin (2,376,00)Public Safety Ph 2 Radio Infrast.	\$	240,000	\$	240,000	\$	235,000	\$	235,000	\$	235,000
L/T Int	\$	82,750	\$	70,750	\$	58,750	\$	47,000	\$	35,250
Subtotal	\$	322,750	\$	310,750	\$	293,750	\$	282,000	\$	270,250
FY 22 Bond (April 2022)										
Prin (110,000)DPW Bldg Sidewks & Pkg Lot	\$	10,000	\$	10,000	\$	10,000	\$	10,000	\$	10,000
L/T Int	\$	3,500	\$	3,000	\$	2,500	\$	2,000	\$	1,500
Subtotal	\$	13,500	\$	13,000	\$	12,500	\$	12,000	\$	11,500
FY 22 Bond (April 2022)										
Prin (300,000)Prop & Bldg:Underground Ducts	\$	60,000	\$	60,000	\$	-	\$	-	\$	-
L/T Int	\$	6,000	\$	3,000	\$	-	\$	-	\$	-
Subtotal	\$	66,000	\$	63,000	\$	-	\$	-	\$	-
FY 22 Bond (June 2022)										
Prin (2,862,150)Elem School Design 1	\$	145,000	\$	145,000	\$	145,000	\$	145,000	\$	145,000

L/T Int	\$ 112,850	\$ 105,600	\$ 98,350	\$ 91,100	\$ 83,850
Subtotal	\$ 257,850	\$ 250,600	\$ 243,350	\$ 236,100	\$ 228,850
FY 22 Bond (June 2022)					
Prin (572,301)Elem School Design 2	\$ 30,000	\$ 30,000	\$ 30,000	\$ 30,000	\$ 30,000
L/T Int	\$ 22,500	\$ 21,000	\$ 19,500	\$ 18,000	\$ 16,500
Subtotal	\$ 52,500	\$ 51,000	\$ 49,500	\$ 48,000	\$ 46,500
FY 22 Bond (June 2022)					
Prin (1,144,277 3 Elem SchoolProjects OPM Services,	\$ 60,000	\$ 60,000	\$ 60,000	\$ 60,000	\$ 60,000
L/T Int	\$ 44,700	\$ 41,700	\$ 38,700	\$ 35,700	\$ 32,700
Subtotal	\$ 104,700	\$ 101,700	\$ 98,700	\$ 95,700	\$ 92,700
FY 22 Bond (June 2022)					
Prin (22,211,272) Elem Schools (Lowell, Hosmer & Cunniff)	\$ 1,110,000	\$ 1,110,000	\$ 1,110,000	\$ 1,110,000	\$ 1,110,000
L/T Int	\$ 876,900	\$ 821,400	\$ 765,900	\$ 710,400	\$ 654,900
Subtotal	\$ 1,986,900	\$ 1,931,400	\$ 1,875,900	\$ 1,820,400	\$ 1,764,900
FY 23 Bond (June 2023)					
Prin (50,000,000) High School Construction #1	\$ 1,670,000	\$ 1,670,000	\$ 1,670,000	\$ 1,670,000	\$ 1,670,000
L/T Int	\$ 2,099,900	\$ 2,016,400	\$ 1,932,900	\$ 1,849,400	\$ 1,765,900
Subtotal	\$ 3,769,900	\$ 3,686,400	\$ 3,602,900	\$ 3,519,400	\$ 3,435,900
FY 23 Bond (June 2023)					
Prin (23,895,000) Elem Schools (Lowell,Hosmer & Cunniff	\$ 1,195,000	\$ 1,195,000	\$ 1,195,000	\$ 1,195,000	\$ 1,195,000
L/T Int	\$ 1,027,500	\$ 967,750	\$ 908,000	\$ 848,250	\$ 788,500
Subtotal	\$ 2,222,500	\$ 2,162,750	\$ 2,103,000	\$ 2,043,250	\$ 1,983,500
FY 23 Bond (June 2023)					
Prin (835,000) Elem Schools (Lowell,Hosmer & Cunniff	\$ 165,000	\$ 165,000	\$ 165,000	\$ -	\$ -
L/T Int	\$ 24,750	\$ 16,500	\$ 8,250	\$ -	\$ -
Subtotal	\$ 189,750	\$ 181,500	\$ 173,250	\$ -	\$ -
FY 23 Bond (June 2023)					
Prin (1,700,000) Streets & Sidewalks	\$ 340,000	\$ 340,000	\$ 340,000	\$ -	\$ -
L/T Int	\$ 51,000	\$ 34,000	\$ 17,000	\$ -	\$ -
Subtotal	\$ 391,000	\$ 374,000	\$ 357,000	\$ -	\$ -
FY 23 Bond (June 2023)					
Prin (200,000) Swap Loader Trash Compactor	\$ 20,000	\$ 20,000	\$ 20,000	\$ 20,000	\$ 20,000
L/T Int	\$ 8,000	\$ 7,000	\$ 6,000	\$ 5,000	\$ 4,000
Subtotal	\$ 28,000	\$ 27,000	\$ 26,000	\$ 25,000	\$ 24,000

FY 23 Bond (June 2023)						
Prin (300,000) Handycap Ramp (Ryan Skating Arena)	\$	30,000	\$	30,000	\$	30,000
L/T Int	\$	12,000	\$	10,500	\$	9,000
Subtotal	\$	42,000	\$	40,500	\$	39,000
FY 23 Bond (June 2023)						
Prin (1,500,000) Victory Field Turf Repl	\$	150,000	\$	150,000	\$	150,000
L/T Int	\$	60,000	\$	52,500	\$	45,000
Subtotal	\$	210,000	\$	202,500	\$	195,000
FY 23 Bond (June 2023)						
Prin (1,180,000) Moxley Field/Court Renovation	\$	120,000	\$	120,000	\$	120,000
L/T Int	\$	47,000	\$	41,000	\$	35,000
Subtotal	\$	167,000	\$	161,000	\$	155,000
FY 23 Bond (June 2023)						
Prin (700,000) Filippello Spray Park Renovation	\$	70,000	\$	70,000	\$	70,000
L/T Int	\$	28,000	\$	24,500	\$	21,000
Subtotal	\$	98,000	\$	94,500	\$	91,000
FY 23 Bond (June 2024)						
Prin (8,708,000)Arsenal Park Renovation	\$	583,000	\$	580,000	\$	580,000
L/T Int	\$	400,350	\$	371,200	\$	342,200
Subtotal	\$	983,350	\$	951,200	\$	922,200
FY 24 Bond (June 2024)						
Prin (2,625,000)Street & Sidewalk Reconstruction	\$	175,000	\$	175,000	\$	175,000
L/T Int	\$	120,750	\$	112,000	\$	103,250
Subtotal	\$	295,750	\$	287,000	\$	278,250
FY 24 Bond (June 2024)						
Prin (1,620,000)High School Construction #2	\$	1,617,000	\$	1,620,000	\$	1,620,000
L/T Int	\$	2,088,050	\$	2,007,200	\$	1,926,200
Subtotal	\$	3,705,050	\$	3,627,200	\$	3,546,200
		15,800,000.00		15,430,000.00		14,915,000.00
		10,098,575.00		9,331,000.00		8,581,512.50
Subtotal	\$	25,898,575	\$	24,761,000	\$	23,496,513
PROOF LINE	\$	25,898,575	\$	24,761,000	\$	22,190,068
Prin (2,000,000) Morse Street Long Road & Connectors	\$	400,000	\$	400,000	\$	400,000

L/T Int (4.5%)	\$ 90,000	\$ 72,000	\$ 54,000	\$ 36,000	\$ 18,000
Subtotal	\$ 490,000	\$ 472,000	\$ 454,000	\$ 436,000	\$ 418,000
Prin (65,550) DPW WATER HEATER REPLACEMENT	\$ 13,110	\$ 13,110	\$ 13,110	\$ 13,110	\$ 13,110
L/T Int (4.5%)	\$ 2,950	\$ 2,360	\$ 1,770	\$ 1,180	\$ 590
Subtotal	\$ 16,060	\$ 15,470	\$ 14,880	\$ 14,290	\$ 13,700
Prin (50,000,000)New HS Construction	\$ 1,666,667	\$ 1,666,667	\$ 1,666,667	\$ 1,666,667	\$ 1,666,667
L/T Int (4.5%)	\$ 2,250,000	\$ 2,175,000	\$ 2,100,000	\$ 2,025,000	\$ 1,950,000
Subtotal	\$ 3,916,667	\$ 3,841,667	\$ 3,766,667	\$ 3,691,667	\$ 3,616,667
Prin (945,000) HVAC First Floor Basement Middle School FY24	\$ 63,000	\$ 63,000	\$ 63,000	\$ 63,000	\$ 63,000
L/T Int (4.5%)	\$ 42,525	\$ 39,690	\$ 36,855	\$ 34,020	\$ 31,185
Subtotal	\$ 105,525	\$ 102,690	\$ 99,855	\$ 97,020	\$ 94,185
Prin (900,000) Various DPW Vehicles FY25	\$ 93,000	\$ 93,000	\$ 93,000	\$ 93,000	\$ 93,000
L/T Int (4.5%)	\$ 40,500	\$ 36,315	\$ 32,130	\$ 27,945	\$ 23,760
Subtotal	\$ 133,500	\$ 129,315	\$ 125,130	\$ 120,945	\$ 116,760
Prin (300,000) Underground Ducts for Utilities FY24	\$ 60,000	\$ 60,000	\$ 60,000	\$ 60,000	\$ 60,000
L/T Int (4.5%)	\$ 13,500	\$ 10,800	\$ 8,100	\$ 5,400	\$ 2,700
Subtotal	\$ 73,500	\$ 70,800	\$ 68,100	\$ 65,400	\$ 62,700
Prin (500,000) Fire Ambulance FY25	\$ 100,000	\$ 100,000	\$ 100,000	\$ 100,000	\$ 100,000
L/T Int (4.5%)	\$ 22,500	\$ 18,000	\$ 13,500	\$ 9,000	\$ 4,500
Subtotal	\$ 122,500	\$ 118,000	\$ 113,500	\$ 109,000	\$ 104,500
Prin (885,000) Engine Truck 1 FY25	\$ 59,000	\$ 59,000	\$ 59,000	\$ 59,000	\$ 59,000
L/T Int (4.5%)	\$ 39,825	\$ 37,170	\$ 34,515	\$ 31,860	\$ 29,205
Subtotal	\$ 98,825	\$ 96,170	\$ 93,515	\$ 90,860	\$ 88,205
Prin (180,000)DPW ADMIN- ADD EV STATIONS FY24 & FY25	\$ 36,000	\$ 36,000	\$ 36,000	\$ 36,000	\$ 36,000
L/T Int (4.5%)	\$ 8,100	\$ 6,480	\$ 4,860	\$ 3,240	\$ 1,620
Subtotal	\$ 44,100	\$ 42,480	\$ 40,860	\$ 39,240	\$ 37,620
TOTAL AUTHORIZED UNISSUED DEBT					
Prin	\$ 2,490,777	\$ 2,490,777	\$ 2,490,777	\$ 2,490,777	\$ 2,490,777
L/T Int	\$ 2,509,900	\$ 2,397,815	\$ 2,285,730	\$ 2,173,645	\$ 2,061,560
Total Authorized Unissued	\$ 5,000,677	\$ 4,888,592	\$ 4,776,507	\$ 4,664,422	\$ 4,552,337

PLANNED BOND DEBT

FY 23 Bond (May 2023)						
Prin (1,200,000) See Schedule	\$	160,000	\$	160,000	\$	160,000
L/T Int (4.5%)	\$	54,000	\$	46,800	\$	39,600
Subtotal	\$	214,000	\$	206,800	\$	192,400
FY 24 Bond (May 2024)						
Prin (3,546,732) See Schedule	\$	579,346	\$	579,346	\$	579,346
L/T Int (4.5%)	\$	159,603	\$	133,532	\$	107,462
Subtotal	\$	738,949	\$	712,878	\$	660,737
FY 24 Bond (May 2024)						
Prin (2,100,000) Walk, & Conn/Thrwys	\$	420,000	\$	420,000	\$	420,000
L/T Int (4.5%)	\$	94,500	\$	75,600	\$	56,700
Subtotal	\$	514,500	\$	495,600	\$	476,700
FY 24 Bond (May 2024)						
Prin (95,000) School Items	\$	19,000	\$	19,000	\$	19,000
L/T Int (4.5%)	\$	4,275	\$	3,420	\$	2,565
Subtotal	\$	23,275	\$	22,420	\$	21,565
FY 25 Bond (May 2025)						
Prin (6,557,800) See Schedule	\$	721,810	\$	721,810	\$	721,810
L/T Int (4.5%)	\$	295,101	\$	262,620	\$	230,138
Subtotal	\$	1,016,911	\$	984,430	\$	951,948
FY 25 Bond (May 2025)						
Prin (5,450,000) Str, Walk, & Conn/Thrwys	\$	1,090,000	\$	1,090,000	\$	1,090,000
L/T Int (4.5%)	\$	245,250	\$	196,200	\$	147,150
Subtotal	\$	1,335,250	\$	1,286,200	\$	1,237,150
FY 25 Bond (May 2025)						
Prin (95,000) School Items	\$	19,000	\$	19,000	\$	19,000
L/T Int (4.5%)	\$	4,275	\$	3,420	\$	2,565
Subtotal	\$	23,275	\$	22,420	\$	21,565
FY 26 Bond (May 2026)						
Prin (22,320,000) See Schedule	\$	-	\$	1,981,367	\$	1,981,367
L/T Int (4.5%)	\$	-	\$	1,004,400	\$	915,239
					\$	826,077
					\$	736,916

Subtotal	\$	-	\$	2,985,767	\$	2,896,606	\$	2,807,444	\$	2,718,283
FY 26 Bond (May 2026)										
Prin (10,000,000) New Middle School Project	\$	-	\$	333,333	\$	333,333	\$	333,333	\$	333,333
L/T Int (4.5%)	\$	-	\$	450,000	\$	435,000	\$	420,000	\$	405,000
Subtotal	\$	-	\$	783,333	\$	768,333	\$	753,333	\$	738,333
FY 26 Bond (May 2026)										
Prin (6,275,000) Str, Walk, & Conn/Thrwys	\$	-	\$	1,255,000	\$	1,255,000	\$	1,255,000	\$	1,255,000
L/T Int (4.5%)	\$	-	\$	282,375	\$	225,900	\$	169,425	\$	112,950
Subtotal	\$	-	\$	1,537,375	\$	1,480,900	\$	1,424,425	\$	1,367,950
FY 26 Bond (May 2026)										
Prin (317,000)School Items	\$	-	\$	63,400	\$	63,400	\$	63,400	\$	63,400
L/T Int (4.5%)	\$	-	\$	14,265	\$	11,412	\$	8,559	\$	5,706
Subtotal	\$	-	\$	77,665	\$	74,812	\$	71,959	\$	69,106
FY 27 Bond)										
Prin (6,715,000) See Schedule	\$	-	\$	-	\$	736,333	\$	736,333	\$	736,333
L/T Int (4.5%)	\$	-	\$	-	\$	302,175	\$	269,040	\$	235,905
Subtotal	\$	-	\$	-	\$	1,038,508	\$	1,005,373	\$	972,238
FY 27 Bond)										
Prin (30,000,000) New Middle School Project Borrowing #2	\$	-	\$	-	\$	1,000,000	\$	1,000,000	\$	1,000,000
L/T Int (4.5%)	\$	-	\$	-	\$	1,350,000	\$	1,305,000	\$	1,260,000
Subtotal	\$	-	\$	-	\$	2,350,000	\$	2,305,000	\$	2,260,000
FY 27 Bond										
Prin (195,000) School Items	\$	-	\$	-	\$	29,000	\$	29,000	\$	29,000
L/T Int (4.5%)	\$	-	\$	-	\$	8,775	\$	7,470	\$	6,165
Subtotal	\$	-	\$	-	\$	37,775	\$	36,470	\$	35,165
FY 27 Bond										
Prin (6,200,000)Str, Walk, Conn/Thrwy Light	\$	-	\$	-	\$	1,240,000	\$	1,240,000	\$	1,240,000
L/T Int (4.5%)	\$	-	\$	-	\$	279,000	\$	223,200	\$	167,400
Subtotal	\$	-	\$	-	\$	1,519,000	\$	1,463,200	\$	1,407,400
FY 28 Bond										
Prin (13,485,200) See Schedule	\$	-	\$	-	\$	-	\$	1,633,273	\$	1,633,273
L/T Int (4.5%)	\$	-	\$	-	\$	-	\$	606,834	\$	533,337
Subtotal	\$	-	\$	-	\$	-	\$	2,240,107	\$	2,166,610

FY 28 Bond										
Prin (30,000,000) New Middle School Project Borrowing #3	\$	-	\$	-	\$	-	\$	1,000,000	\$	1,000,000
L/T Int (4.5%)	\$	-	\$	-	\$	-	\$	1,350,000	\$	1,305,000
Subtotal	\$	-	\$	-	\$	-	\$	2,350,000	\$	2,305,000
FY 28 Bond										
Prin (1,495,000) School Items	\$	-	\$	-	\$	-	\$	259,000	\$	259,000
L/T Int (4.5%)	\$	-	\$	-	\$	-	\$	67,275	\$	55,620
Subtotal	\$	-	\$	-	\$	-	\$	326,275	\$	314,620
FY 28 Bond										
Prin (6,725,000)Str, Walk, Conn/Thrwy Light	\$	-	\$	-	\$	-	\$	1,345,000	\$	1,345,000
L/T Int (4.5%)	\$	-	\$	-	\$	-	\$	302,625	\$	242,100
Subtotal	\$	-	\$	-	\$	-	\$	1,647,625	\$	1,587,100
FY 29 Bond										
Prin (9,345,000) See Schedule	\$	-	\$	-	\$	-	\$	-	\$	1,152,500
L/T Int (4.5%)	\$	-	\$	-	\$	-	\$	-	\$	420,525
Subtotal	\$	-	\$	-	\$	-	\$	-	\$	1,573,025
FY 29 Bond										
Prin (895,000) School Items	\$	-	\$	-	\$	-	\$	-	\$	129,000
L/T Int (4.5%)	\$	-	\$	-	\$	-	\$	-	\$	40,275
Subtotal	\$	-	\$	-	\$	-	\$	-	\$	169,275
FY 29 Bond										
Prin (6,150,000)Str, Walk, Conn/Thrwy Light	\$	-	\$	-	\$	-	\$	-	\$	1,230,000
L/T Int (4.5%)	\$	-	\$	-	\$	-	\$	-	\$	276,750
Subtotal	\$	-	\$	-	\$	-	\$	-	\$	1,506,750
TOTAL PLANNED BOND DEBT										
Principal	\$	3,009,157	\$	6,642,257	\$	9,647,589	\$	13,884,862	\$	16,396,362
Long Term Interest	\$	857,004	\$	2,472,632	\$	4,113,681	\$	6,006,273	\$	6,119,004
TOTAL PLANNED DEBT	\$	3,866,161	\$	9,114,889	\$	13,761,270	\$	19,891,135	\$	22,515,366
Total Permanent, Authorized/Unissued, & Planned										
Principal	\$	21,299,933	\$	24,563,033	\$	27,053,365	\$	30,675,638	\$	32,352,138
Long Term Interest	\$	13,465,480	\$	14,201,447	\$	14,980,923	\$	16,069,985	\$	15,381,772
Grand Total	\$	34,765,413	\$	38,764,480	\$	42,034,288	\$	46,745,623	\$	47,733,910

FY 2024 - FY 2028 CIP WATER/SEWER FUNDS

	A	B	C	F	G	H	I	J	K	L	M	N	O
			TOTALS	FY 26		FY 27		FY 28		FY 29		FY30	
1													
2		WATER/SEWER ENTERPRISE FUNDS											
3		SEWER											
4		Additional Equipment	875.0	175.0	SR	175.0	SR	175.0	SR	175.0	SR	175.0	SR
5		Repalcement of Equipment	400.0	80.0	SR	80.0	SR	80.0	SR	80.0	SR	80.0	SR
6		Sewer/Drain System Maintenance	5,000.0	900.0	SR	950.0	SR	1,000.0	SR	1,050.0	SR	1,100.0	SR
7		Stormwater & Drainage On-going Improve	1,500.0	300.0	SR	300.0	SR	300.0	SR	300.0	SR	300.0	SR
8	5	MWRA I & I LOAN (25%)	1,650.0	330.0	MWRAB	330.0	MWRAB	330.0	MWRAB	330.0	MWRAB	330.0	MWRAB
9		MWRA I & I GRANT (75%)	4,950.0	990.0	MWRAG	990.0	MWRAG	990.0	MWRAG	990.0	MWRAG	990.0	MWRAG
10	10	MWRA I & I ONE TIME LOAN (100%)	1,290.0			1,290.0	MWRAB						
11	10	Sewer System Improvements	3,750.0	750.0	SEB	750.0	SEB	750.0	SEB	750.0	SEB	750.0	SEB
12		Sewer/Drain System Projects	6,250.0	1,250.0	TBD	1,250.0	TBD	1,250.0	TBD	1,250.0	TBD	1,250.0	TBD
13	10	Street Sweeper	350.0									350.0	SEB
14	10	Crew Truck (Sewer #53)	180.0					180.0	SEB				
15	10	Service Response Truck (Sewer #60)	190.0	190.0	SEB								
16	10	Siphon Rehabilitation: Design & Construction	430.0			80.0	SEB	350.0	SEB				
17		SEWER SUBTOTAL	26,815.0	4,965.0		6,195.0		5,405.0		4,925.0		5,325.0	
18													
19		WATER											
20		Water System Maintenance	2,000.0	300.0	WR	350.0	WR	400.0	WR	450.0	WR	500.0	WR
21		Replacement of Equipment	180.0	36.0	WR	36.0	WR	36.0	WR	36.0	WR	36.0	WR
22	10	MWRA LWSAP (100% loan)	2,500.0	500.0	MWRAB	500.0	MWRAB	500.0	MWRAB	500.0	MWRAB	500.0	MWRAB
23	10	MWRA LLP (100% loan)	1,500.0	300.0	MWRAL	300.0	MWRAL	300.0	MWRAL	300.0	MWRAL	300.0	MWRAL
24		Water System Projects	6,250.0	1,250.0	TBD	1,250.0	TBD	1,250.0	TBD	1,250.0	TBD	1,250.0	TBD
25	10	Backhoe (Water #67)	140.0							140.0	WEB		
26	10	Water Vactor (Water #59)	630.0			630.0	WEB						
27		WATER SUBTOTAL	13,200.0	2,386.0		3,066.0		2,486.0		2,676.0		2,586.0	
28													
29		TOTAL WATER & SEWER	40,015.0	7,351.0		9,261.0		7,891.0		7,601.0		7,911.0	
30													
31		STORMWATER											
32		Phase 2 MS4 Permit Management Plan	250.0	50.0	TBD	50.0	TBD	50.0	TBD	50.0	TBD	50.0	TBD
33		Phase 2 MS4 Construction/Improvements	35,400.0	100.0	TBD	100.0	TBD	35,000.0	TBD	100.0	TBD	100.0	TBD
34		Phase 2 MS4 Phosphorous Control Plan	500.0	100.0	TBD	100.0	TBD	100.0	TBD	100.0	TBD	100.0	TBD
35		STORMWATER SUBTOTAL	36,150.0	250.0		250.0		35,150.0		250.0		250.0	
36													
37		TOT. WATER, SEWER & STORMWATER	76,165.0	7,601.0		9,511.0		43,041.0		7,851.0		8,161.0	
38													
39		COSTS BY SOURCE OF FUNDS											
40	SR	SEWER REVENUE	7,775.0	1,455.0	SR	1,505.0	SR	1,555.0	SR	1,605.0	SR	1,655.0	SR
41	SEB	SEWER EQUIPMENT BONDS	4,900.0	940.0	SEB	830.0	SEB	1,280.0	SEB	750.0	SEB	1,100.0	SEB
42	TBD	TO BE DETERMINED	48,650.0	2,750.0	TBD	2,750.0	TBD	37,650.0	TBD	2,750.0	TBD	2,750.0	TBD
43	MWRAB	MWRA Bond - Interest Free	5,440.0	830.0	MWRAB	2,120.0	MWRAB	830.0	MWRAB	830.0	MWRAB	830.0	MWRAB
44	MWRAG	MWRA GRANT	4,950.0	990.0	MWRAG	990.0	MWRAG	990.0	MWRAG	990.0	MWRAG	990.0	MWRAG
45	MWRAL	MWRA LLP	1,500.0	300.0	MWRAL	300.0	MWRAL	300.0	MWRAL	300.0	MWRAL	300.0	MWRAL
46	WR	WATER REVENUE	2,180.0	336.0	WR	386.0	WR	436.0	WR	486.0	WR	536.0	WR
47	WEB	WATER EQUIPMENT BONDS	770.0	0.0	WEB	630.0	WEB	0.0	WEB	140.0	WEB	0.0	WEB
48		GRAND TOTAL - ENTERPRISE FUNDS	76,165.0	7,601.0		9,511.0		43,041.0		7,851.0		8,161.0	

**FY 2026-2030
CIP ENTERPRISE FUND DEBT PROJECTION**

Attachment D

	FY'26	FY'27	FY'28	FY'29	FY'30
SEWER PERMANENT DEBT					
FY 18 Bond (January 18)					
Prin (565,550) - Various Equipment	\$ 45,000	\$ 45,000	\$ 45,000	\$ -	\$ -
L/T Int	\$ 5,400	\$ 3,600	\$ 1,800	\$ -	\$ -
Subtotal	\$ 50,400	\$ 48,600	\$ 46,800	\$ -	\$ -
FY18 Bond (March 19)					
Prin (262,500) - MWRA	\$ 26,250	\$ 26,250	\$ 26,250	\$ 26,250	\$ -
L/T Int (0%)	\$ -	\$ -	\$ -	\$ -	\$ -
Subtotal	\$ 26,250	\$ 26,250	\$ 26,250	\$ 26,250	\$ -
FY 19 Bond (June 19)					
Prin (139,000) - Various Equipment	\$ 15,000	\$ 15,000	\$ 10,000	\$ 5,000	\$ -
L/T Int	\$ 2,250	\$ 1,500	\$ 750	\$ 250	\$ -
Subtotal	\$ 17,250	\$ 16,500	\$ 10,750	\$ 5,250	\$ -
FY19 Bond (December 19)					
Prin (262,500) - MWRA	\$ 26,250	\$ 26,250	\$ 26,250	\$ 26,250	\$ 26,250
L/T Int (0%)	\$ -	\$ -	\$ -	\$ -	\$ -
Subtotal	\$ 26,250	\$ 26,250	\$ 26,250	\$ 26,250	\$ 26,250
FY20 Bond (June 21)					
Prin (262,500) - MWRA	\$ 26,250	\$ 26,250	\$ 26,250	\$ 26,250	\$ 26,250
L/T Int (0%)	\$ -	\$ -	\$ -	\$ -	\$ -
Subtotal	\$ 26,250	\$ 26,250	\$ 26,250	\$ 26,250	\$ 26,250
FY22 Bond (October 22)					
Prin (382,500) - MWRA	\$ 38,250	\$ 38,250	\$ 38,250	\$ 38,250	\$ 38,250
L/T Int (0%)	\$ -	\$ -	\$ -	\$ -	\$ -
Subtotal	\$ 38,250	\$ 38,250	\$ 38,250	\$ 38,250	\$ 38,250
FY22 Bond (June 24)					
Prin (440,000)	\$ 45,000	\$ 45,000	\$ 45,000	\$ 45,000	\$ 45,000
L/T Int (4.5%)	\$ 19,750	\$ 17,500	\$ 15,250	\$ 13,000	\$ 10,750
Subtotal	\$ 64,750	\$ 62,500	\$ 60,250	\$ 58,000	\$ 55,750
FY23 Bond (June 24)					
Prin (750,000) - See Schedule	\$ 75,000	\$ 75,000	\$ 75,000	\$ 75,000	\$ 75,000
L/T Int (4.5%)	\$ 33,750	\$ 30,000	\$ 26,250	\$ 22,500	\$ 18,750
Subtotal	\$ 108,750	\$ 105,000	\$ 101,250	\$ 97,500	\$ 93,750

FY 2026-2030
CIP ENTERPRISE FUND DEBT PROJECTION

	FY'26	FY'27	FY'28	FY'29	FY'30
--	-------	-------	-------	-------	-------

FY24 Bond (Feb 25)					
Prin (330,000) - See Schedule	\$ 33,000	\$ 33,000	\$ 33,000	\$ 33,000	\$ 33,000
L/T Int (0%)	\$ -	\$ -	\$ -	\$ -	\$ -
Subtotal	\$ 33,000	33,000	33,000	33,000	33,000

SEWER PERMANENT DEBT

Prin	\$ 330,000	\$ 330,000	\$ 325,000	\$ 275,000	\$ 243,750
L/T Int	\$ 61,150	\$ 52,600	\$ 44,050	\$ 35,750	\$ 29,500
TOTAL SEWER PERMANENT DEBT	\$ 391,150	\$ 382,600	\$ 369,050	\$ 310,750	\$ 273,250

SEWER AUTHORIZED UNISSUED DEBT

FY18 Bond (June 18)					
Prin (160,000) See schedule	\$ 16,000	\$ 16,000	\$ 16,000	\$ 16,000	\$ 16,000
L/T Int (4.5%)	\$ 4,320	\$ 3,600	\$ 2,880	\$ 2,160	\$ 1,440
Subtotal	\$ 20,320	\$ 19,600	\$ 18,880	\$ 18,160	\$ 17,440

FY24 Bond (Sept 24)					
Prin (750,000) - See Schedule	\$ 75,000	\$ 75,000	\$ 75,000	\$ 75,000	\$ 75,000
L/T Int (4.5%)	\$ 33,750	\$ 30,375	\$ 27,000	\$ 23,625	\$ 20,250
Subtotal	\$ 108,750	\$ 105,375	\$ 102,000	\$ 98,625	\$ 95,250

FY25 Bond (Sept 24)					
Prin (750,000) - See Schedule	\$ 75,000	\$ 75,000	\$ 75,000	\$ 75,000	\$ 75,000
L/T Int (4.5%)	\$ 33,750	\$ 30,375	\$ 27,000	\$ 23,625	\$ 20,250
Subtotal	\$ 108,750	\$ 105,375	\$ 102,000	\$ 98,625	\$ 95,250

Prin	\$ 166,000	\$ 166,000	\$ 166,000	\$ 166,000	\$ 166,000
L/T Int	\$ 71,820	\$ 64,350	\$ 56,880	\$ 49,410	\$ 41,940
TOTAL SEWER AUTHORIZED UNISSUED DEBT	\$ 237,820	\$ 230,350	\$ 222,880	\$ 215,410	\$ 207,940

SEWER PLANNED DEBT

FY19 Bond (June 21)					
Prin (394,000) - Heavy Crane	\$ 39,400	\$ 39,400	\$ 39,400	\$ 39,400	\$ 39,400
L/T Int (4.5%)	\$ 17,730	\$ 15,957	\$ 14,184	\$ 12,411	\$ 10,638
Subtotal	\$ 57,130	55,357	53,584	51,811	50,038

FY24 Bond (June 24)					
Prin (879,000) - See Schedule	\$ 87,900	\$ 87,900	\$ 87,900	\$ 87,900	\$ 87,900
L/T Int (4.5%)	\$ 39,555	\$ 35,600	\$ 31,644	\$ 27,689	\$ 23,733
Subtotal	\$ 127,455	\$ 123,500	\$ 119,544	\$ 115,589	\$ 111,633

FY 2026-2030
CIP ENTERPRISE FUND DEBT PROJECTION

	FY'26	FY'27	FY'28	FY'29	FY'30
FY25 Bond (June 25)					
Prin (320,000) - See Schedule	\$ 32,000	\$ 32,000	\$ 32,000	\$ 32,000	\$ 32,000
L/T Int (4.5%)	\$ 14,400	\$ 12,960	\$ 11,520	\$ 10,080	\$ 8,640
Subtotal	\$ 46,400	\$ 44,960	\$ 43,520	\$ 42,080	\$ 40,640
FY25 Bond (June 25)					
Prin (330,000) - MWRA	\$ 33,000	\$ 33,000	\$ 33,000	\$ 33,000	\$ 33,000
L/T Int (0%)	\$ -	\$ -	\$ -	\$ -	\$ -
Subtotal	\$ 33,000	\$ 33,000	\$ 33,000	\$ 33,000	\$ 33,000
FY26 Bond (June 26)					
Prin (940,000) - See Schedule	\$ -	\$ 94,000	\$ 94,000	\$ 94,000	\$ 94,000
L/T Int (4.5%)	\$ -	\$ 42,300	\$ 38,070	\$ 33,840	\$ 29,610
Subtotal	\$ -	\$ 136,300	\$ 132,070	\$ 127,840	\$ 123,610
FY26 Bond (June 26)					
Prin (330,000) - See Schedule	\$ -	\$ 33,000	\$ 33,000	\$ 33,000	\$ 33,000
L/T Int (0%)	\$ -	\$ -	\$ -	\$ -	\$ -
Subtotal	\$ -	\$ 33,000	\$ 33,000	\$ 33,000	\$ 33,000
FY27 Bond (June 27)					
Prin (830,000) - See Schedule	\$ -	\$ -	\$ 83,000	\$ 83,000	\$ 83,000
L/T Int (4.5%)	\$ -	\$ -	\$ 37,350	\$ 33,615	\$ 29,880
Subtotal	\$ -	\$ -	\$ 120,350	\$ 116,615	\$ 112,880
FY27 Bond (June 27)					
Prin (1,620,000) - MWRA	\$ -	\$ -	\$ 162,000	\$ 162,000	\$ 162,000
L/T Int (0%)	\$ -	\$ -	\$ -	\$ -	\$ -
Subtotal	\$ -	\$ -	\$ 162,000	\$ 162,000	\$ 162,000
FY28 Bond (June 28)					
Prin (1,280,000) - See Schedule	\$ -	\$ -	\$ -	\$ 128,000	\$ 128,000
L/T Int (4.5%)	\$ -	\$ -	\$ -	\$ 57,600	\$ 51,840
Subtotal	\$ -	\$ -	\$ -	\$ 185,600	\$ 179,840
FY28 Bond (June 28)					
Prin (330,000) - MWRA	\$ -	\$ -	\$ -	\$ 33,000	\$ 33,000
L/T Int (0%)	\$ -	\$ -	\$ -	\$ -	\$ -
Subtotal	\$ -	\$ -	\$ -	\$ 33,000	\$ 33,000
FY29 Bond (June 29)					
Prin (750,000) - See Schedule	\$ -	\$ -	\$ -	\$ -	\$ 75,000
L/T Int (4.5%)	\$ -	\$ -	\$ -	\$ -	\$ 33,750

**FY 2026-2030
CIP ENTERPRISE FUND DEBT PROJECTION**

	FY'26	FY'27	FY'28	FY'29	FY'30
Subtotal	\$ -	\$ -	\$ -	\$ -	\$ 108,750
FY29 Bond (June 29)					
Prin (330,000) - MWRA	\$ -	\$ -	\$ -	\$ -	\$ 33,000
L/T Int (0%)	\$ -	\$ -	\$ -	\$ -	\$ -
Subtotal	\$ -	\$ -	\$ -	\$ -	\$ 33,000
Prin	\$ 197,700	\$ 322,900	\$ 566,100	\$ 725,300	\$ 833,300
L/T Int	\$ 71,685	\$ 106,817	\$ 132,768	\$ 175,235	\$ 188,091
TOTAL SEWER PLANNED DEBT	\$ 269,385	\$ 429,717	\$ 698,868	\$ 900,535	\$ 1,021,391

SEWER PERMANENT, AUTH. UNISSUED AND PLANNED DEBT					
Prin	\$ 693,700	\$ 818,900	\$ 1,057,100	\$ 1,166,300	\$ 1,243,050
L/T Int	\$ 204,655	\$ 223,767	\$ 233,698	\$ 260,395	\$ 259,531
TOTAL SEWER PERMANENT, AUTH. UNISSUED AND PLANNED DEBT	\$ 898,355	\$ 1,042,667	\$ 1,290,798	\$ 1,426,695	\$ 1,502,581

WATER PERMANENT DEBT

FY15 Bond (August 15)					
Prin (500,000) MWRA LWSAP	\$ 50,000	\$ -	\$ -	\$ -	\$ -
L/T Int	\$ -	\$ -	\$ -	\$ -	\$ -
Subtotal	\$ 50,000	\$ -	\$ -	\$ -	\$ -
FY 16 Bond (November 16)					
Prin (500,000) MWRA LWSAP	\$ 50,000	\$ 50,000	\$ -	\$ -	\$ -
L/T Int (0%)	\$ -	\$ -	\$ -	\$ -	\$ -
Subtotal	\$ 50,000	\$ 50,000	\$ -	\$ -	\$ -
FY 18 Bond (January 18)					
Prin (164,450) - Backhoe	\$ 15,000	\$ 15,000	\$ 15,000	\$ -	\$ -
L/T Int	\$ 1,800	\$ 1,200	\$ 600	\$ -	\$ -
Subtotal	\$ 16,800	\$ 16,200	\$ 15,600	\$ -	\$ -
FY 18 Bond (February 18)					
Prin (478,000) - MWRA	\$ 47,800	\$ 47,800	\$ 47,800	\$ -	\$ -
L/T Int (0%)	\$ -	\$ -	\$ -	\$ -	\$ -
Subtotal	\$ 47,800	\$ 47,800	\$ 47,800	\$ -	\$ -
FY18 Bond (March 19)					
Prin (500,000) MWRA LWSAP	\$ 50,000	\$ 50,000	\$ 50,000	\$ 50,000	\$ -
L/T Int (0%)	\$ -	\$ -	\$ -	\$ -	\$ -
Subtotal	\$ 50,000	\$ 50,000	\$ 50,000	\$ 50,000	\$ -

FY 2026-2030
CIP ENTERPRISE FUND DEBT PROJECTION

	FY'26	FY'27	FY'28	FY'29	FY'30
FY 19 Bond (June 19)					
Prin (181,500) - Various Equipment	\$ 20,000	\$ 15,000	\$ 15,000	\$ 10,000	\$ -
L/T Int	\$ 3,000	\$ 2,000	\$ 1,250	\$ 500	\$ -
Subtotal	\$ 23,000	\$ 17,000	\$ 16,250	\$ 10,500	\$ -
FY20 Bond (February 20)					
Prin (500,000) - MWRA	\$ 50,000	\$ 50,000	\$ 50,000	\$ 50,000	\$ 50,000
L/T Int (0%)	\$ -	\$ -	\$ -	\$ -	\$ -
Subtotal	\$ 50,000	\$ 50,000	\$ 50,000	\$ 50,000	\$ 50,000
FY21 Bond (June 21)					
Prin (500,000) - MWRA	\$ 50,000	\$ 50,000	\$ 50,000	\$ 50,000	\$ 50,000
L/T Int (0%)	\$ -	\$ -	\$ -	\$ -	\$ -
Subtotal	\$ 50,000	\$ 50,000	\$ 50,000	\$ 50,000	\$ 50,000
FY21 Bond (June 21)					
Prin (600,000) - MWRA	\$ 60,000	\$ 60,000	\$ 60,000	\$ 60,000	\$ 60,000
L/T Int (0%)	\$ -	\$ -	\$ -	\$ -	\$ -
Subtotal	\$ 60,000	\$ 60,000	\$ 60,000	\$ 60,000	\$ 60,000
FY22 Bond (October 21)					
Prin (4,216,500) See Schedule	\$ 420,000	\$ 420,000	\$ 420,000	\$ 420,000	\$ 420,000
L/T Int (4.5%)	\$ 147,000	\$ 126,000	\$ 105,000	\$ 84,000	\$ 63,000
Subtotal	\$ 567,000	\$ 546,000	\$ 525,000	\$ 504,000	\$ 483,000
FY22 Bond (August 22)					
Prin (300,000) MWRA LLP	\$ 30,000	\$ 30,000	\$ 30,000	\$ 30,000	\$ 30,000
L/T Int (0%)	\$ -	\$ -	\$ -	\$ -	\$ -
Subtotal	\$ 30,000	\$ 30,000	\$ 30,000	\$ 30,000	\$ 30,000
FY22 Bond (August 22)					
Prin (183,000) MWRA LLP	\$ 18,300	\$ 18,300	\$ 18,300	\$ 18,300	\$ 18,300
L/T Int (0%)	\$ -	\$ -	\$ -	\$ -	\$ -
Subtotal	\$ 18,300	\$ 18,300	\$ 18,300	\$ 18,300	\$ 18,300
FY22 Bond (October 22)					
Prin (1,000,000) MWRA LWSAP	\$ 100,000	\$ 100,000	\$ 100,000	\$ 100,000	\$ 100,000
L/T Int (0%)	\$ -	\$ -	\$ -	\$ -	\$ -
Subtotal	\$ 100,000	\$ 100,000	\$ 100,000	\$ 100,000	\$ 100,000
FY22 Bond (February 23)					
Prin (300,000) MWRA LLP	\$ 30,000	\$ 30,000	\$ 30,000	\$ 30,000	\$ 30,000
L/T Int (0%)	\$ -	\$ -	\$ -	\$ -	\$ -

**FY 2026-2030
CIP ENTERPRISE FUND DEBT PROJECTION**

	FY'26	FY'27	FY'28	FY'29	FY'30
Subtotal	\$ 30,000	\$ 30,000	\$ 30,000	\$ 30,000	\$ 30,000
FY23 Bond (August 23)					
Prin (300,000) MWRA LLP	\$ 30,000	\$ 30,000	\$ 30,000	\$ 30,000	\$ 30,000
L/T Int (0%)	\$ -	\$ -	\$ -	\$ -	\$ -
Subtotal	\$ 30,000	\$ 30,000	\$ 30,000	\$ 30,000	\$ 30,000

**FY 2026-2030
CIP ENTERPRISE FUND DEBT PROJECTION**

	FY'26	FY'27	FY'28	FY'29	FY'30
FY24 Bond (June 24)					
Prin (300,000) MWRA LLP	\$ 30,000	\$ 30,000	\$ 30,000	\$ 30,000	\$ 30,000
L/T Int (0%)	\$ -	\$ -	\$ -	\$ -	\$ -
Subtotal	<u>\$ 30,000</u>	<u>\$ 30,000</u>	<u>\$ 30,000</u>	<u>\$ 30,000</u>	<u>\$ 30,000</u>
FY24 Bond (Feb 25)					
Prin (500,000) MWRA LWSAP	\$ 50,000	\$ 50,000	\$ 50,000	\$ 50,000	\$ 50,000
L/T Int (0%)	\$ -	\$ -	\$ -	\$ -	\$ -
Subtotal	<u>\$ 50,000</u>	<u>\$ 50,000</u>	<u>\$ 50,000</u>	<u>\$ 50,000</u>	<u>\$ 50,000</u>
FY25 Bond (Feb 25)					
Prin (800,000) see schedule	\$ 80,000	\$ 80,000	\$ 80,000	\$ 80,000	\$ 80,000
L/T Int (0%)	\$ -	\$ -	\$ -	\$ -	\$ -
Subtotal	<u>\$ 80,000</u>	<u>\$ 80,000</u>	<u>\$ 80,000</u>	<u>\$ 80,000</u>	<u>\$ 80,000</u>

**FY 2026-2030
CIP ENTERPRISE FUND DEBT PROJECTION**

	FY'26	FY'27	FY'28	FY'29	FY'30
--	-------	-------	-------	-------	-------

WATER PERMANENT DEBT

Prin	\$ 1,181,100	\$ 1,126,100	\$ 1,076,100	\$ 1,008,300	\$ 948,300
L/T Int	\$ 151,800	\$ 129,200	\$ 106,850	\$ 84,500	\$ 63,000
TOTAL WATER PERMANENT DEBT	\$ 1,332,900	\$ 1,255,300	\$ 1,182,950	\$ 1,092,800	\$ 1,011,300

WATER AUTHORIZED UNISSUED DEBT

FY18 Bond (June 18)					
Prin (210,000) See Schedule	\$ 21,000	\$ 21,000	\$ 21,000	\$ 21,000	\$ 21,000
L/T Int (4.5%)	\$ 9,450	\$ 8,505	\$ 7,560	\$ 6,615	\$ 4,725
Subtotal	\$ 30,450	\$ 29,505	\$ 28,560	\$ 27,615	\$ 25,725

FY22 Bond (May 22)					
Prin (317,000) LLP	\$ 31,700	\$ 31,700	\$ 31,700	\$ 31,700	\$ 31,700
L/T Int (0%)	\$ -	\$ -	\$ -	\$ -	\$ -
Subtotal	\$ 31,700	\$ 31,700	\$ 31,700	\$ 31,700	\$ 31,700

WATER AUTHORIZED UNISSUED DEBT

Prin	\$ 52,700	\$ 52,700	\$ 52,700	\$ 52,700	\$ 52,700
L/T Int	\$ 9,450	\$ 8,505	\$ 7,560	\$ 6,615	\$ 4,725
TOTAL WATER AUTHORIZED UNISSUED DEBT	\$ 62,150	\$ 61,205	\$ 60,260	\$ 59,315	\$ 57,425

WATER PLANNED BOND DEBT

FY24 Bond (June 24)					
Prin (500,000) MWRA LWSAP	\$ 50,000	\$ 50,000	\$ 50,000	\$ 50,000	\$ 50,000
L/T Int (0%)	\$ -	\$ -	\$ -	\$ -	\$ -
Subtotal	\$ 50,000	\$ 50,000	\$ 50,000	\$ 50,000	\$ 50,000

FY25 Bond (June 25)					
Prin (80,000) see schedule	\$ 8,000	\$ 8,000	\$ 8,000	\$ 8,000	\$ 8,000
L/T Int (4.5%)	\$ 3,600	\$ 3,240	\$ 2,880	\$ 2,520	\$ 2,160
Subtotal	\$ 11,600	\$ 11,240	\$ 10,880	\$ 10,520	\$ 10,160

FY26 Bond (June 26)					
Prin (800,000) MWRA LWSAP & LLP	\$ -	\$ 80,000	\$ 80,000	\$ 80,000	\$ 80,000
L/T Int (0%)	\$ -	\$ -	\$ -	\$ -	\$ -
Subtotal	\$ -	\$ 80,000	\$ 80,000	\$ 80,000	\$ 80,000

FY27 Bond (June 27)					
Prin (800,000) MWRA LWSAP & LLP	\$ -	\$ -	\$ 80,000	\$ 80,000	\$ 80,000

**FY 2026-2030
CIP ENTERPRISE FUND DEBT PROJECTION**

	FY'26	FY'27	FY'28	FY'29	FY'30
L/T Int (0%)	\$ -	\$ -	\$ -	\$ -	\$ -
Subtotal	\$ -	\$ -	80,000	80,000	80,000
FY27 Bond (June 27)					
Prin (630,000) see schedule	\$ -	\$ -	\$ 63,000	\$ 63,000	\$ 63,000
L/T Int (4.5%)	\$ -	\$ -	\$ 28,350	\$ 25,515	\$ 22,680
Subtotal	\$ -	\$ -	\$ 91,350	\$ 88,515	\$ 85,680
FY28 Bond (June 28)					
Prin (800,000) MWRA LWSAP & LLP	\$ -	\$ -	\$ -	\$ 80,000	\$ 80,000
L/T Int (0%)	\$ -	\$ -	\$ -	\$ -	\$ -
Subtotal	\$ -	\$ -	\$ -	80,000	80,000
FY29 Bond (June 29)					
Prin (800,000) MWRA LWSAP & LLP	\$ -	\$ -	\$ -	\$ -	\$ 80,000
L/T Int (0%)	\$ -	\$ -	\$ -	\$ -	\$ -
Subtotal	\$ -	\$ -	\$ -	\$ -	80,000
FY29 Bond (June 29)					
Prin (140,000) see schedule	\$ -	\$ -	\$ -	\$ -	\$ 14,000
L/T Int (4.5%)	\$ -	\$ -	\$ -	\$ -	\$ 6,300
Subtotal	\$ -	\$ -	\$ -	\$ -	\$ 20,300
WATER PLANNED DEBT					
Prin	\$ 58,000	\$ 138,000	\$ 281,000	\$ 361,000	\$ 455,000
L/T Int	\$ 3,600	\$ 3,240	\$ 31,230	\$ 28,035	\$ 31,140
TOTAL WATER PLANNED DEBT	\$ 61,600	\$ 141,240	\$ 312,230	\$ 389,035	\$ 486,140

**FY 2026-2030
CIP ENTERPRISE FUND DEBT PROJECTION**

FY'26	FY'27	FY'28	FY'29	FY'30
-------	-------	-------	-------	-------

WATER PERMANENT, AUTH. UNISSUED AND PLANNED DEBT

Prin	\$ 1,291,800	\$ 1,316,800	\$ 1,409,800	\$ 1,422,000	\$ 1,456,000
L/T Int	\$ 164,850	\$ 140,945	\$ 145,640	\$ 119,150	\$ 98,865
TOTAL WATER PERMANENT, AUTH. UNISSUED AND PLANNED DEBT	\$ 1,456,650	\$ 1,457,745	\$ 1,555,440	\$ 1,541,150	\$ 1,554,865

TOTAL WATER AND SEWER DEBT

Long Term Principal	\$ 1,985,500	\$ 2,135,700	\$ 2,466,900	\$ 2,588,300	\$ 2,699,050
Long Term Interest	\$ 369,505	\$ 364,712	\$ 379,338	\$ 379,545	\$ 358,396
TOTAL WATER AND SEWER DEBT	\$ 2,355,005	\$ 2,500,412	\$ 2,846,238	\$ 2,967,845	\$ 3,057,446



City of Watertown, MA

DEPARTMENT OF PUBLIC WORKS

FY2026 – 2030
Recommended CIP
(Capital Improvement Program)



February 24, 2025

DPW: Fleet

INSPECTORS' VEHICLES

Line # 121

Year	Amount	Funding
FY2026	\$ 70,000	TR
FY2027	72,000	TR
FY2028	74,000	TR
FY2029	76,000	TR
FY2030	78,000	TR



- Electric Vehicles
 - Chevy Bolt
 - Nissan Leaf
- Hybrids
 - Ford Escape
- Other Electrification Initiatives
 - Electric Forklift Volt (FY2024)
 - Electric Street Sweeper (FY2027)
 - Park Lawnmowers
- When suitable and possible, buying electric



DPW: Highway

HOT BOX

Line # 142

Year	Amount	Funding
FY2026	\$ 300,000	BE
FY2027	-	
FY2028	-	
FY2029	-	
FY2030	-	



- Used for the daily operations of the Highway Division for road & sidewalk repair
- Excessive use and high-level maintenance required impacts the life expectancy of the machine
- Existing Hot Box to be replace in accordance with industry standard guidelines



DPW: Cemetery

DUMP TRUCK 4X4 #202

Line # 163

Year	Amount	Funding
FY2026	\$ 100,000	BE
FY2027	-	
FY2028	-	
FY2029	-	
FY2030	-	



DPW: Parks & Forestry

CHIPPER BODY #74

Line # 173

Year	Amount	Funding
FY2026	\$ 200,000	BE
FY2027	-	
FY2028	-	
FY2029	-	
FY2030	-	



DPW: Snow & Ice

4X4 SANDER (#37 & #38)

Line # 152

Year	Amount	Funding
FY2026	\$ 320,000	BE
FY2027	-	
FY2028	-	
FY2029	-	
FY2030	300,000	BE



DPW: Snow & Ice Removal

SALT SHED REPAIR

Line # 154

Year	Amount	Funding
FY2026	\$ -	
FY2027	-	
FY2028	-	
FY2029	-	
FY2030	400,000	BR



- Funds will be used to make various repairs to the existing salt shed as well as add a door which will protect the salt from weather exposure
- Work includes preventative measures to treat salt exposure to structural elements and to repair damaged building envelope facing Whitney Hill



OUTSTANDING LOAN ORDERS: GENERAL FUND

Description	FY	Amount	Update
Connector Roads / Long Street • Morse Street	FY2022	\$ 2,000,000	<ul style="list-style-type: none"> • Loan Order #2024-89 executed in FY2025 • A.R. Belli – Contractor / construction underway
Roof Replacement	FY2023	2,000,000	<ul style="list-style-type: none"> • Moved to Public Buildings • Finalizing design
Cemetery Off Road Vehicle	FY2023	30,000	<ul style="list-style-type: none"> • Loan Order #2024-113 executed in FY2025 • In process
Water Heater Replacement	FY2023	200,000	<ul style="list-style-type: none"> • Loan Order #2024-105 executed in FY2025 • Completed
DPW Various Vehicles • Highway Rack Truck (\$150k) • Highway Crew Truck (\$180k) • Salter 6-Wheel (\$300k) • Heavy Duty Lift (\$100k) • Tree Chipper (\$75k) • Park & Forest Utility (\$65)	FY2024	870,000	<ul style="list-style-type: none"> • Loan Order #2024-113 executed in FY2025 • In process
DPW Add EV Stations	FY2024	90,000	<ul style="list-style-type: none"> • Moved to Public Buildings
Solar Canopy DPW Parking Lot	FY2024	1,250,000	<ul style="list-style-type: none"> • Moved to Public Buildings
DPW Salt Shed Repair	FY2024	400,000	<ul style="list-style-type: none"> • Moved to FY2030
Connector Roads / Long Street • Forest & Springfield Streets	FY2024	2,100,000	<ul style="list-style-type: none"> • Working with Weston & Sampson (Task #73) on design
Underground Ducts for Utilities	FY2024	300,000	<ul style="list-style-type: none"> • Loan Order #2024-108 executed in FY2025

OUTSTANDING LOAN ORDERS: GENERAL FUND

Description	FY	Amount	Update
Roof replace / solar & solar canopy DPW Parking Lot	FY2025	\$ 650,000	<ul style="list-style-type: none"> Moved to Public Buildings
DPW Add EV Stations	FY2025	90,000	<ul style="list-style-type: none"> Moved to Public Buildings
Highway Skid Steer	FY2025	65,000	<ul style="list-style-type: none"> Working with vendors to acquire updated pricing
Snow & Ice Loader	FY2025	107,000	<ul style="list-style-type: none"> Working with vendors to acquire updated pricing
Cemetery Off-Road Utility (2)	FY2025	30,000	<ul style="list-style-type: none"> Working with vendors to acquire updated pricing
Cemetery Backhoe	FY2025	140,000	<ul style="list-style-type: none"> Working with vendors to acquire updated pricing
Tree Chipper	FY2025	75,000	<ul style="list-style-type: none"> Loan Order #2024-113 executed in FY2025 Received
Local Road Construction <ul style="list-style-type: none"> Riverside Street 	FY2025	2,200,000	<ul style="list-style-type: none"> Forthcoming

City of Watertown, MA

ROAD PROGRAM



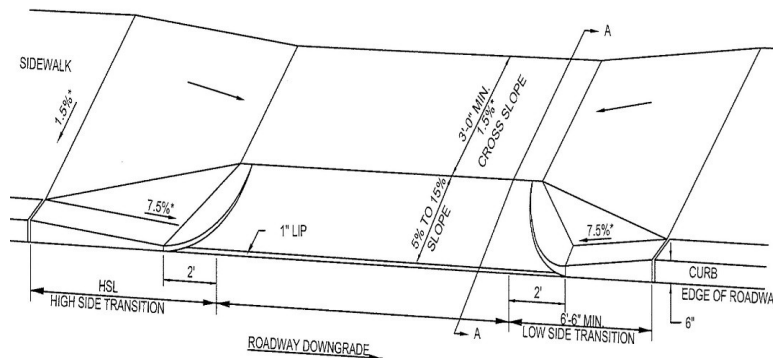
February 26, 2024

2025 ROAD RECONSTRUCTION LIST

DEVELOPING THE LIST



- Review Pavement Condition Index (PCI)
- Review Utilities (Water, Sewer, Drain)
- Review Public Utilities (NGRID, Eversource, ...)
- Review & Estimate Traffic and Transportation Impacts
- Safety Improvements, Multi-modal Transportation, and other City Design Standards,



● Driveway Ordinance

- *Section 6.02*
- *max of two curb cuts*
- *max of 11-foot width*
- *20 feet between curb cuts*
- *max of 40% of frontage, or 22 feet, whichever is less*

2025 ROAD RECONSTRUCTION UTILITY COORDINATION & CAPITAL PLANNING



- Water main replacement program
 - Cottage Street
 - Sawin Street
 - Cottage Lane
 - Molloy Street
 - Lyons Street
 - Sexton Street
- Sanitary sewer and storm sewer repairs
 - CIP Phase 3 and 4
- National Grid plans to complete about 3.6 miles of gas main replacement in CY 2025 with 6.1 miles of total repairs in design development

2025 ROAD RECONSTRUCTION LIST



2024 PROPOSED STREET CARRYOVER

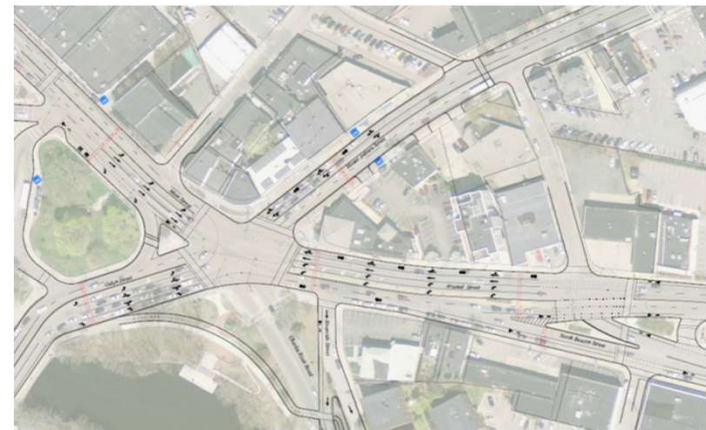
- George Street
- Bromfield Street
- Mangano Court
- Grandview Avenue
- Dwight Street

2025 PROPOSED STREET ORIGINAL PLAN

- Poplar Street
- Patridge Street
- Pequosette Street
- N&S Irving Park & Royal Street
- Green Street

CAPITAL PROJECTS

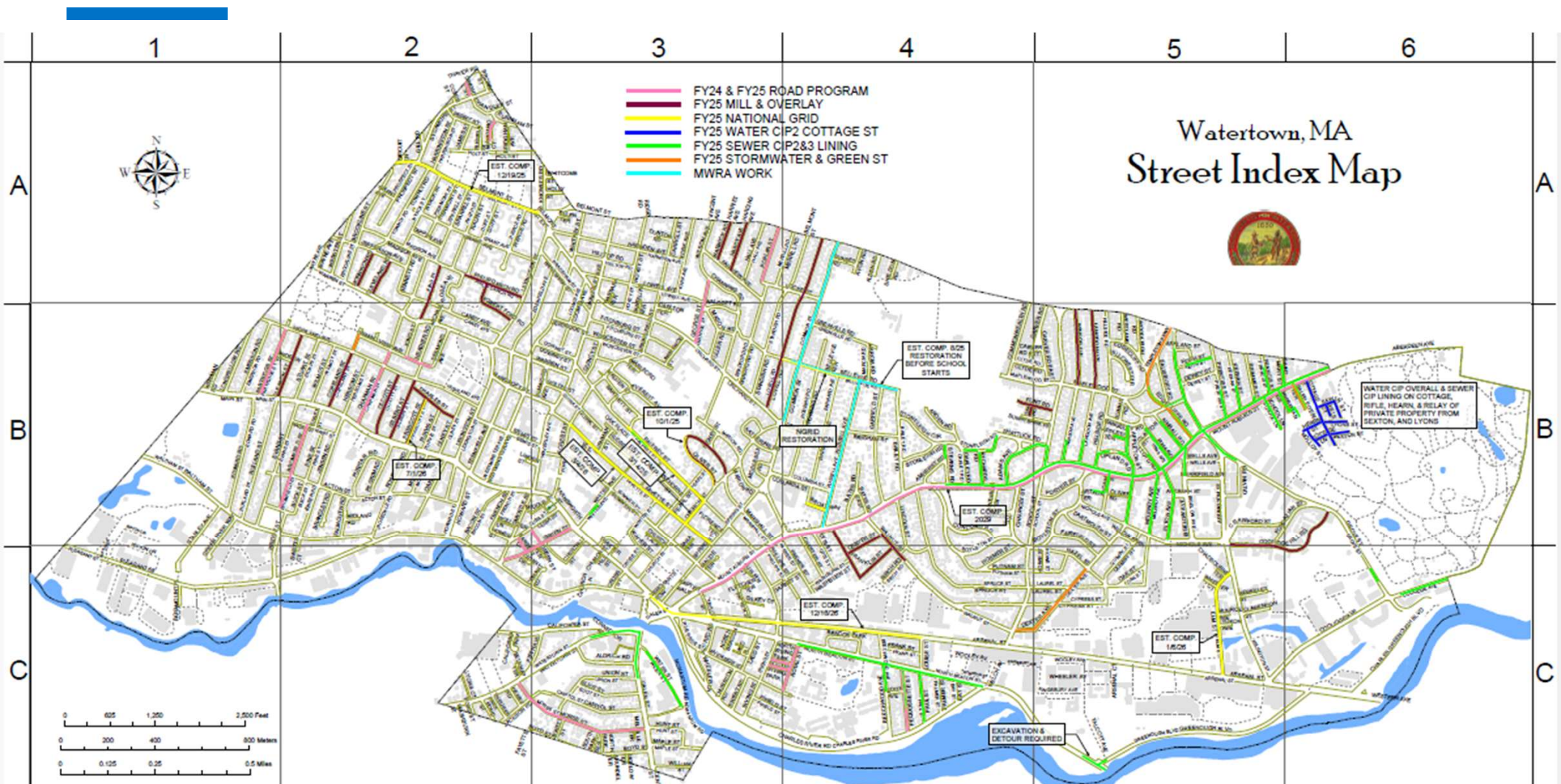
- Watertown Square
- Long Streets / Connectors
 - Fifth Ave
 - Springfield Street
 - Riverside Street
- Mount Auburn Street



Mount Auburn Street



A Complete Streets **Project**



City of Watertown, MA



WATER & SEWER
ENTERPRISE FUNDS

February 24, 2025

Water Enterprise Fund

HYDRO EXCAVATOR TRUCK

Year	Amount	Funding
FY2026	\$ -	
FY2027	630,000	WEB
FY2028	-	
FY2029	-	
FY2030	-	



- Will provide assistance in the various operations of the Water & Sewer Division including the excavation and back-ups of water & sewer issues
- Will replace an existing 2014 Vector that will be over 10 years old and will have exceeded its useful life expectancy
- Existing vehicle to be replaced in accordance with industry standard guidelines



Water & Sewer Enterprise Funds



FUNDING REQUEST

- DPW is pursuing all avenues of local, state and federal funding opportunities for additional infrastructure projects and improvements
- City plans to invest in infrastructure improvements over the next five years. In addition to the funding from the CIP, the FY23 Water/Sewer Rate Study highlighted to the community the need for additional resources to fund future projects
- As a result of the rate study, City Council appropriated approximately \$5M in ARPA funding to finance Water/Sewer infrastructure improvement projects



OUTSTANDING LOAN ORDERS: ENTERPRISE FUNDS

Description	FY	Amount	Update
Heavy-Duty Crane	FY2019	\$ 270,000	• Reaffirmed
Sewer Inflow & Infiltration • \$900,000 Grant • \$330,000 Interest-Free Loan	FY2024	1,320,000	• Loan Order #2024-104 executed in FY2025 for \$330,000
Cast Iron Water Main Replacement	FY2024	500,000	• Loan Order #2024-109 executed in FY2025
Sewer System Improvements	FY2024	750,000	• Loan Order #2024-106 executed in FY2025
Sewer Vactor	FY2024	430,000	• Received quote for \$623,350
Sway Dump Truck	FY2024	190,000	• Received quote for \$255,321
Lead Gooseneck	FY2024	300,000	• Loan Order #2024-107 executed in FY2025

OUTSTANDING LOAN ORDERS: ENTERPRISE FUNDS


Description	FY	Amount	Update
Sewer System Improvements	FY2025	\$ 750,000	• Loan Order #2024-106 executed in FY2025
35 GVW Service Truck	FY2025	170,000	• Working with vendors to acquire updated pricing
Sewer Pump/Trailer	FY2025	150,000	• Working with vendors to acquire updated pricing
Utility Truck	FY2025	80,000	• Working with vendors to acquire updated pricing

City of Watertown, MA

THANK YOU!



February 24, 2025



Ari Sky
Assistant City Manager for
Finance

CITY OF
WATERTOWN
Office of the City Manager

Administration Building
149 Main Street
Watertown, MA 02472
Phone: (617) 600-1180
Fax: (617) 972-6404
www.watertown-ma.gov
asky@watertown-ma.gov

February 27, 2025

TO: George Proakis, City Manager

FROM: Ari J. Sky, Assistant City Manager for Finance *AS*

SUBJECT: Parker Building Renovation Funding

At your request, I have reviewed current and potential funding available for renovations to the Parker Building to ensure that existing plans will accommodate the most recent estimates.

As you know, estimated costs for the renovation project will exceed 30% of the full and fair cash value of the building, which by law triggers 521 CMR and ADA standards. The overall project estimate incorporates these requirements, along with planned renovations to the second floor and needed structural repairs. The following table summarizes the entire funding requirement as currently estimated by the City's designers; it should be noted that ADA related improvements would be implemented over three years, as noted in the table.

Parker Project Cost Estimates

Description	Amount
2nd Floor Offices	\$2,304,000
Food Pantry	328,000
Plumb Code, Add struct, Hazmat, 521 CMR	1,309,000
ADA Phase 2 - FY 2027	875,000
ADA Phase 3 - FY 2028	1,547,000
Masonry Work	1,750,000
Design	400,000
Project Management	66,000
Current Estimate:	\$8,579,000

Sufficient funding has been identified utilizing a combination of existing capital appropriations, the currently proposed CIP, and ARPA funding previously appropriated for renovations to the Food Pantry, as summarized in the following table.

Parker Project Funding Summary

Description	Source	Amount
FY 2024 CIP	Lines 20, 21, 23, 27	\$1,275,000
FY 2025 CIP	Lines 18, 23	2,217,000
FY 2026 CIP	Lines 15, 16, 21	2,686,000
FY 2027 CIP (ADA Phase 2)	Line 16	875,000
FY 2028 CIP (ADA Phase 3)	Line 16	1,547,000
ARPA (Food Pantry)		152,000
Total Funding:		\$8,600,000

In addition to the capital plan and ARPA, it may also be possible to obtain partial reimbursements for improvements from building tenants, and from Food Pantry reserve funds. Actual requirements will be determined in part by the outcome of the procurement process.

Thank you for your consideration.



George J. Proakis
City Manager

CITY OF
WATERTOWN
Office of the City Manager

Administration Building
149 Main Street
Watertown, MA 02472
Phone: 617-972-6465
www.watertown-ma.gov
Citymgr@watertown-ma.gov

To: Honorable City Council

From: George J. Proakis, City Manager

Date: February 19, 2025

RE: Parker Building Renovations

Attached, please find a memorandum on the subject from Steve Magoon, Assistant City Manager for Community Development & Planning.

I will present this under Communications from the City Manager at the City Council Meeting on February 25, 2025.

Thank you for your attention to this matter.



**City of Watertown
Department of
Community Development and Planning**

149 Main St and 124 Watertown St
Watertown, MA 02472
(617) 972-6417

To: George Proakis, City Manager
From: Steve Magoon, Assistant City Manager for DCDP
Date: February 19, 2025
Subject: Parker Building Renovations

As the Honorable City Council is aware, the City is preparing to renovate a portion of the Parker Building to accommodate the offices of the Department of Community Development and Planning. We are also making a number of improvements to offices for other City staff. Ai3 is the architect, and Liro Hill is OPM, that the City is utilizing to design the improvements for DCDP.

The Public Buildings Department has also contracted with Code Red, to design fire suppression sprinklers throughout the building, and Gale Associates to look at exterior work to maintain the building envelope, and Fitzmeyer and Tocci for the electric service upgrade and emergency generator install.

The improvements for DCDP include spaces 2 B, C, D F, G, and H. This will provide adequate space to hold all of the Divisions and Teams of the Department within one large space, except for the Commanders Mansion Events Team, who will remain at the Commanders Mansion. It also will utilize 2E as a public meeting room, which Public Buildings is doing mostly in house, and expects to have ready as a meeting space by May 1.

The Cities IT Department, Health Department, and Public Buildings Departments are currently in spaces on the 3rd floor of the building, and on the first floor space 1F is being converted to house the Food Pantry. As a result of the extent of the cumulative improvements, it is required that we evaluate the entire building for compliance with the Americans with Disabilities Act and make necessary improvements.

As a result, Ai3 has contracted a subcontractor, KMA, to evaluate the building. As a result, there are a number of improvements that have been added to the project scope, some improvements that we will request an extension for, and lastly some elements that we will request a waiver from MAAB for due to the details of the building.

The improvements associated with the renovation of space for DCDP is estimated at

\$2,870,518, including the renovation of space for the Food Pantry which is estimated at \$326,890, immediate code related upgrades at \$1,069,663, for a total cost of \$3,940,181.

In order to pay for this work there are a number of strategies that will be pursued. There is \$152,000 in ARPA funds allocated for the Food Pantry improvements, the City will borrow for a majority of the costs, and where improvements include tenant spaces, there will be negotiations related to cost sharing.

As for schedule, Ai3 has created 100% design drawings, we now need to coordinate the various pieces with our OPM to get the project out to bid. We had hoped to have the project out to bid now, but that is delayed until the end of February. We expect construction to occur May to October, when we will be able to occupy the renovated space.

Capital Improvement Program
February 24, 2025
Concerns, Comments, Requests and Questions

I understand the CIP is always and difficult balance of priorities, appropriations, and funding, but one of the priorities of the city council has always been not to delay improvements.

Although there have been some positive movements in terms of some of the Recreation and Parks Facility Improvements (Much Appreciated), I have several concerns, comments, questions, and requests in regard to this year's recommendations.

First and foremost, I am dismayed that all but one capital improvement related to Parks and Recreation is located in the new "Community Development and Open Space" I know this was approved last year, although not vetted and discussed, but still a poor idea.

The Recreation Department, with the assistance of the Department of Public Works, certainly presented many capital projects related to Parks and Recreation facilities. If you look at the current projects in the mix, they were all originally started by the Recreation Department. Feel free to look back at the CIP two years ago if you would like historical data to get the facts.

Question: Who is the contact person and from what department will initiate new projects, and monitor existing ones?

Here are my concerns:

As each of you have seen, continued delays with certain projects have limited the function of the said facilities, increased maintenance, operational costs, decreased their aesthetic component, created potential unsafe issues, and exponentially increased costs. A perfect example is the Arsenal Park renovation project and Victory Field Complex Renovation.

Question: How much will Arsenal Park (Phase A and B) ultimately cost and how many change orders were initiated and approved?

I like Appendix A: Parks Project Update Format but certainly question the initial dates that the project was presented in the CIP as I think this is important in evaluating the process.

Under Parks Completed: To my point earlier, all of these projects except the Irving Park project were included in the Parks and Recreation CIP before the changeover to the "Open Space Model." Unfortunately, and for an unknown reason, the Saltonstall Tot Lot (which is in the worst condition of all the playgrounds) was removed from the Saltonstall Light

project even though it was in the 90% design phase and a relatively simple project. In addition, having three separate construction projects in such a small recreation facility displays poor planning as disrupting use at this facility was certainly avoidable.

Parks Projects Underway: I am excited about the prospect of these being completed in 2025 and fully have the expectation that each project will be on time and within budget.

Future Parks Projects:

I am comfortable with a number of these projects timeframe and will not comment on those projects.

I was not surprised that the leadership decided to renovate the old section of the Middle School and keep **Moxley Park** closed for another 4 years before it is able to be used as I think this decision was made years ago. This really impacts baseball in the area as Victory Field is the only one usable for players 13 and above. It would be interesting to see if 5,000,000 will be enough for this facility.

I don't have a feeling or any information on **Walker Pond**, but do not think this time frame is even close to reality because of the issues with the pond, the expansive space of opportunity and the amount of public input and discussion their need to be.

Saltonstall Park Tot Lot (FY2028?): Delaying this project is a major mistake for several reasons. It is in the worst condition of any playground, both functionality / aesthetically and at times the equipment is unsafe. As indicated in a previous paragraph, the Saltonstall playground was 90% and should have been built along with the LED field and court lights. Once the Upper Saltonstall section is completed, the tot lot will stick out like a sore thumb. I would recommend the Saltonstall Tot Lot be constructed in the fall of 2025 at the latest.

How Park Phase II (2030?): What is this? When was this discussed with the public? When was it approved? Why is it needed? Why did it jump in front of projects that have been in the mix for years?

Filippello Pickleball (Summer 2031?): This project should be moved back for construction for 2025. This project was extensively vetted, a public meeting held where all in attendance supported it (40), much needed amenity, was designed with a reasonable cost estimate identified. The location, the hard court is already in place. The only need is fencing, nets and court painting.

Question: What is the rational for delaying these 6 years, considering that pickleball courts are in high demand? Who is the department / person who recommended this drastic change in the time frame of the CIP?

Casey Park and Playground (Summer 2031): There have been multiple mistakes with this project. First, the baseball side, including new lights, should have been completed when the tennis courts and multiple purpose rink were built close to 8 years ago. The second mistake was made by the Park and Recreation Sub Committee recommended 2-1 to delay this project because a few residents didn't like the bathroom and batting tunnel even though the project was at 90% design plan, and most residents were ok with the other amenities.

Now leadership has pushed it off for another 6 years??? What am I missing? I was just at a meeting where the Park and Recreation Subcommittee was very concerned about the cost of lights, light glare into houses, lack of flexibility that LED lights would alleviate and certainly making sure our field / court lights are dark sky compliant. In addition, the current lights are not the best which makes it hard to see the baseball after dark which is of course a safety and liability issue. This project should be moved back to at least FY26,

Question: What is the rationale for delaying this project for 6 years, considering this project was designed 9 years ago, should have been built 8 years ago, was at 90% design last year and the lights are from the 1970's? Who is department / person who recommended this drastic change.

Victory Field Complex (Phase IIFY26? Phase IIIFY28, and Tot LotFY28). As you know, I have been voicing my concerns in regard to the Victory Field Complex projects for over 10 years. For a reason that I would love to hear, the Town has recommended another delay in the Phase II and Phase III projects. These projects, processes and decisions have become a disaster of epic proportions.

As identified, Phase II should have been completed in 2016, while phase III in 2018. The delay has allowed the track and courts to degrade to an almost unusable condition, unsafe in many areas. The additional delay in phase III demonstrates a lack of support and understanding of equity, accessibility, and fairness to all users. The field house has potential Title IX violations because some user groups have access to locker rooms and other don't and despite the Commission on Disability's minimal reaction and lack of strong condemnation of no access to the elevator and press box by disabled people, there is certainly a ADA violation and certainly an ethical issue.

Despite not including an artificial turf surface, protective netting, appropriate and properly located storage, security cameras, wifi and additional parking (28 additional spaces for cars, bus parking and circulation amenities, Phase II cost estimate has exploded to \$11,000,000. At the next public meeting for Victory Field, I would like to ask for a

breakdown of the cost estimate. I would be curious what the cost estimate was presented at the 2014 presentation.

I am not sure how the estimate for Phase III, renovation of the field house, new elevator or lift / ramp combination and press box was prepared, because I have not seen a design plan to solve these issues. Which department / person will be overseeing those projects? I would also like to see a permanent sound system added to Phase III so baseball would have the same opportunities as football, field hockey, soccer, and lacrosse.

Phase II design needs to be adjusted as noted and cannot be built until phase III is at least designed.

Missing from the Park and Recreation CIP List include the following:

Retrofitting of the Victory Field Stadium Lights to LED technology. This would save energy, save money, allow for different levels of candlelight levels, more focused / less leakage and no glare. This was proposed and a cost estimate provided by the recreation department yet rejected by leadership.

Cameras at the Victory Field Complex. This would create a more secure and safe area, allow for follow-up if there was damage to property or potential police issues and give the recreation department eyes of the facility so they can monitor use and adjust the lights if need be. This was proposed and a cost estimate provided by the recreation department yet rejected by leadership.

I am glad to see the AED permanent installations at each recreation facility. But am perplexed why it has spread out over 5 years. Certainly, installing AEDs at each park in the summer of 25 makes more sense from a life saving strategy and cost effectiveness. \$200,000 is surely a great investment to save lives.

I would appreciate this document being included in the minutes of tonight's budget and finance meeting and I would appreciate answers to the legitimate questions which have been raised.

Thank you for your time!

Regards,

Peter Centola

prcentola@gmail.com

617-312-9007